

# Arpool Linear *Recessed*

Specification Sheet



Ordering Information						
Model	Length	Power	Color Temp.	Optics	Voltage	Options
ALR	360 660	L	30 40 RGBW	SP FL GR GR20 GRW	12 24	C C6 C9 C20
		H	30 40			



**UL STD 676** swimming pool rated  
**CSA C22.2#89** swimming pool rated  
**IP68**

## LUMINAIRE FEATURES

### Design and Application

- Installation depth max. up to 5m (16')
- Max tile thickness 25mm (1")
- Trim flange overlap 10mm (0,4")
- DMX, DALI, 0-10V compatible (remote)
- Wall and floor installation
- Infinity pools and swimming pool complexes
- Fountains and water features

### Performance

- IK10, Tempered glass, crystal clear
- Chlorine and saline environment
- Stainless Steel type 316L, marine grade
- Galvanic current protection (installation housing)
- Thermal fold back technology
- Lifetime TM-21 @85C L80(14K)=81600h
- Supplied with oil and water resistant 3m (10') feed cable as standard
- Operating temperature from -25°C (-13°F) to 40°C (104°F)\* -25°C (-13°F) in conditions without water
- CRI: > 85
- 2 Step MacAdam

### Safety

- Remote power supply
- Low voltage operation
- Recessed installation

### Sustainability

- Recyclable material

## ORDERING INFORMATION

### Application/Dimensions

- 362mm (14,3")
- 662mm (26,1")

### Power - Delivered lumens

- L - 39W/m, 3000K - 4000K, 2652lm/m
- H - 63W/m, 3000K - 4000K, 4383lm/m
- H - 47W/m, RGBW

### Color Temperature

- 30 - 3000K
- 40 - 4000K
- RGBW (W 4000K)

### Optics

- SP - Spot - 17°
- FL - Flood - 31°
- GR - Graze - 14° x 40°
- GR20 - 14° x 40°/tilt 20°
- GRW - Graze - 10° x 60°

### Voltage

- 12 - 12VDC fixture voltage
- 24 - 24VDC fixture voltage

### Options

- C - standard feed cable 3m (10')
- C6 - luminaire supplied with 6m (20') feed cable
- C9 - luminaire supplied with 9m (30') feed cable
- C20 - luminaire supplied with 20m (65') feed cable

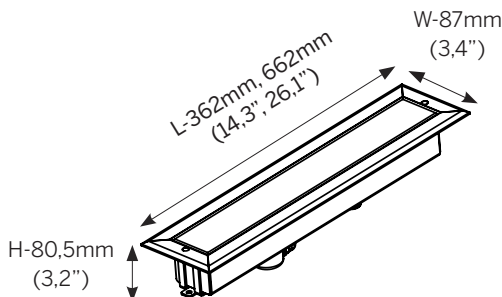
### Installation housing

- AR413 - 362mm (14,3")
- AR415 - 662mm (26,1")

### POWER SUPPLIES

List of proposed power supplies that are to be ordered separately. Please click [link](#) for list of available drivers

Click [here](#) for voltage drop and distances.



International: +385 52 255 324 [filixlighting.com](mailto:filixlighting.com)  
[info@filixlighting.com](mailto:info@filixlighting.com)  
 Europe/GmbH: [info@filixlighting.com](mailto:info@filixlighting.com)  
 Europe MENA: [info@filixlighting.com](mailto:info@filixlighting.com)  
 North America: [filixlighting-usa.com](mailto:filixlighting-usa.com) [info@filixlighting.com](mailto:info@filixlighting.com)

Filix reserves the right to make technical changes without notice.

# Arpool Linear Recessed

Dimensions

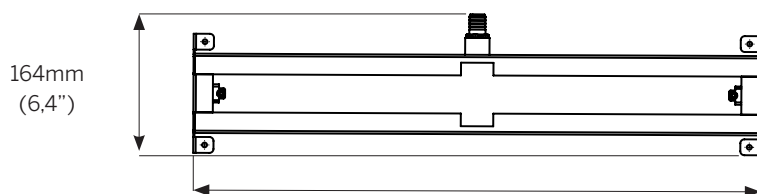


## Note:


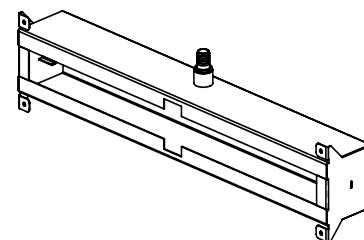
For details on specific depths, tiling thickness and other please refer to both Installation instructions for fixture and housing.

Installation housing AR413, AR415 \*fits 1m (3") cable  
Concrete pool installation side feed

Installation details



399/699mm  
(15,7" / 27,5")



100mm  
(3,9")

International: +385 52 255 324 [filixlighting.com](http://filixlighting.com)  
[info@filixlighting.com](mailto:info@filixlighting.com)  
Europe/GmbH: [info@filixlighting.com](mailto:info@filixlighting.com)  
Europe MENA: [info@filixlighting.com](mailto:info@filixlighting.com)  
North America: [filixlighting-usa.com](http://filixlighting-usa.com) [info@filixlighting.com](mailto:info@filixlighting.com)

Filix reserves the right to make technical changes without notice.