

# Landlord



Designed by Piero Lissoni



Landlord Ground



Landlord Soft



Landlord Spot + Pole

## Famiglia / Family

Landlord Spot



Landlord Spot + Pole



**Power Led**  
2,3W  
130 lm - 2700K/CRI 80  
135 lm - 3000K/CRI 80  
140 lm - 4000K/CRI 80

**Spot Optic**  
**Power Led**  
3,4W  
135 lm - 2700K/CRI 80  
140 lm - 3000K/CRI 80  
145 lm - 4000K/CRI 80

**Medium Optic**  
**Power Led**  
7,2W  
442 lm - 2700K/CRI 80  
457 lm - 3000K/CRI 80  
492 lm - 4000K/CRI 80

Landlord Soft



**Power Led**  
5W  
242 lm - 2700K/CRI 80  
252 lm - 3000K/CRI 80  
269 lm - 4000K/CRI 80

Landlord Ground



**Power Led**  
2,3W  
121 lm - 2700K/CRI 80  
125 lm - 3000K/CRI 80  
130 lm - 4000K/CRI 80

**Power Led**  
3,4W  
183 lm - 2700K/CRI 80  
189 lm - 3000K/CRI 80  
196 lm - 4000K/CRI 80

## Colori / Colours

Landlord Spot / Soft



01 White



06 Grey



12 Forest Green



18 Deep Brown



30 Black



33 Anthracite



71 Anodized Black

Landlord Ground



56 Matt Stainless Steel

## Descrizione / Description

### Landlord Spot

Proiettore IP65 per uso esterno composto da un corpo in alluminio tornito e alimentato a 24V, disponibile con temperature di colore da 2700K, 3000K e 4000K. Sull'asse orizzontale è possibile orientare il faretto di 359°, sull'asse verticale fino a 30° verso il basso e fino a 90° verso l'alto. I faretto Landlord sono disponibili in due dimensioni, con testa ø40 e ø50, entrambe dotate di ghiera anteriore smontabile, per installare lenti flood oppure fino a due honeycomb per il massimo comfort visivo.

I faretto Landlord possono essere installati su picchetti per terreni rigidi, con la possibilità di un picchetto opzionale, su base in muratura, oppure sull'innovativa cintura per alberi, progettata per fissare l'apparecchio d'illuminazione direttamente ai rami delle piante.

### Landlord Soft

Proiettore IP65 per uso esterno, progettato per offrire una luce diffusa.

È caratterizzato da una testa a forma di disco in alluminio, con un fascio orientabile fino a 20° e bloccabile nella posizione desiderata; da alimentare a 24V e disponibile con temperature di colore da 2700K, 3000K e 4000K.

È lo strumento perfetto per illuminare siepi, aiuole e aree di transito con un fascio di luce diffusa omogenea.

Landlord Soft può essere installato su picchetti per terreni rigidi, con la possibilità di un picchetto opzionale.

### Landlord Ground

Apparecchi d'illuminazione IP67 da incasso a terra, alimentato a 24V. Corpo in alluminio anodizzato e poi resinato, anello esterno in acciaio inossidabile pallinato, che contiene tutta l'elettronica di controllo. Testa disponibile in due dimensioni, ø49 mm e ø64 mm, con emissione frontale o radente (uno, due o quattro fasci).

Le versioni a emissione frontale sono disponibili con ottica spot o media, o con honeycomb integrato non rimovibile, per un comfort visibile massimo.

Da installare mediante la propria scatola d'installazione.

### Landlord Spot

IP65 projector for external use made of turned aluminium body and powered at 24V, and available in 2700K, 3000K and 4000K colour temperatures. With reference to the horizontal axis the spotlight can be swivelled by 359°, on the vertical axis by up to 30° down and up to 90° up.

Landlord Spots are available in two sizes, ø40 and ø50 head, both equipped with desmontable front ferrule, in order to install flood lens or up to two honeycombs for maximum visual confort.

Landlord Spots can be installed on solid ground spikes, with the possibility of an optional picket, on wall base, or on the innovative tree belt, designed to fix the luminaries directly on tree branches.

### Landlord Soft

IP65 projector for external use, designed to offer diffuse lighting.

It is characterized by an aluminium disk shape head, orientable up to 20° beam and lockable in position, to be powered at 24V, and available in 2700K, 3000K and 4000K colour temperature.

It is the perfect tool to light bushes, flowerbed and transit areas with an homogenous diffuse light beam.

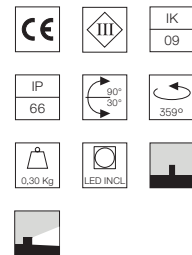
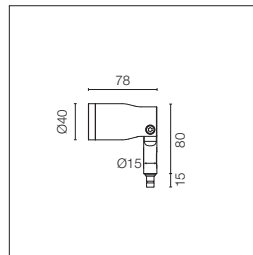
Landlord Soft can be installed on solid ground spikes, with the possibility of an optional picket.

### Landlord Ground

IP67 luminaries for ground recessed installation, powered 24V. Body in anodized, then resined aluminium, external ring in shot-peened stainless steel, encasing the entire control electronics. Head available in two sizes, ø49 mm, and ø64 mm, with frontal or grazing emission (one, two or four beams).

Frontal emission version are available with spot or medium optic, or with integrated non removable honeycomb, for maximum visual confort.

To be installed in its installation box.



Testa del faretto orientabile per l'installazione su paletti a terra o su base in muratura. I paletti e la base devono essere ordinati come accessori separati. Le teste sono dotate di una ghiera smontabile, per inserire lenti flood o fino a due honeycomb (da ordinare come accessori separati). Alimentazione elettrica remota 24V da ordinare separatamente. Ogni testa è dotata di un segmento di cavo in uscita da 2000 mm e kit di cablaggio.

Spot adjustable head for installation on ground poles or on wall base. Poles and base to be ordered as separated accessories. Heads are equipped with a dismountable ferrule, to insert flood lens or up to two honeycombs, (to be ordered as separate accessories). 24V remote power supply to be ordered separately. Each head comes with a 2000 mm length outgoing cable and a wiring kit.

Optic Spot 12°

Power Led: 2,3W - 188 lm ≠ \*FIXT 130 lm - 2700K/CRI 80 - 24V / 2,3W - 195 lm ≠ \*FIXT 135 lm - 3000K/CRI 80 - 24V / 2,3W - 202 lm ≠ \*FIXT 140 lm - 4000K/CRI 80 - 24V

2700K

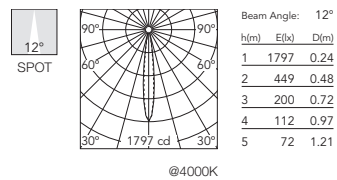
- PWM Dimmable
- F004D21A001
- F004D21A006
- F004D21A012
- F004D21A018
- F004D21A030
- F004D21A033
- F004F21A071

3000K

- PWM Dimmable
- F004D31A001
- F004D31A006
- F004D31A012
- F004D31A018
- F004D31A030
- F004D31A033
- F004F31A071

4000K

- PWM Dimmable
- F004D41A001
- F004D41A006
- F004D41A012
- F004D41A018
- F004D41A030
- F004D41A033
- F004F41A071



Optic Medium 34°

Power Led: 2,3W - 188 lm ≠ \*FIXT 122 lm - 2700K/CRI 80 - 24V / 2,3W - 195 lm ≠ \*FIXT 127 lm - 3000K/CRI 80 - 24V / 2,3W - 202 lm ≠ \*FIXT 131lm - 4000K/CRI 80 - 24V

2700K

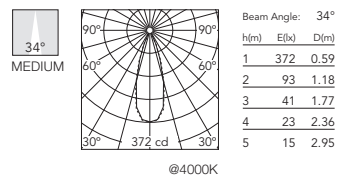
- PWM Dimmable
- F004D22A001
- F004D22A006
- F004D22A012
- F004D22A018
- F004D22A030
- F004D22A033
- F004F22A071

3000K

- PWM Dimmable
- F004D32A001
- F004D32A006
- F004D32A012
- F004D32A018
- F004D32A030
- F004D32A033
- F004F32A071

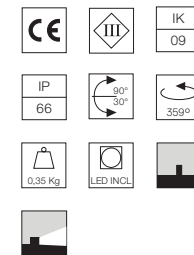
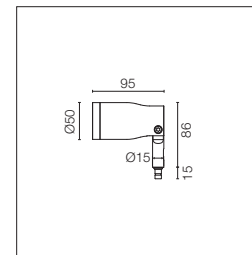
4000K

- PWM Dimmable
- F004D42A001
- F004D42A006
- F004D42A012
- F004D42A018
- F004D42A030
- F004D42A033
- F004F42A071



\* Numero massimo di apparecchi per alimentatore / Maximum number of luminaires per power supply.

| Numero massimo di apparecchi per alimentatore (Vin220÷240). Dati indicativi da verificare con le specifiche condizioni di installazione. | Maximum number of luminaires per power supply. (220÷240 V). These data must be checked taking into account the specific installation conditions. | Non Dimmable     | Dimmable |
|--|--|------------------|----------|
| Acc. RF25754   | 3  | Acc. F990B02A000 | 13       |
| Acc. RF25748   | 3  | Acc. F990B03A000 | 13       |
| Acc. RF25747   | 4  | Acc. F990B04A000 | 28       |
| Acc. RF25757   | 4  | Acc. F990B05A000 | 28       |
| Acc. F990B23AZ00   | 12   |                  |          |
| Acc. RF25755   | 17   |                  |          |
| Acc. RF25749   | 27   |                  |          |



Testa del faretto orientabile per l'installazione su paletti a terra o su base in muratura. I paletti e la base devono essere ordinati come accessori separati. Le teste sono dotate di una ghiera smontabile, per inserire lenti flood o fino a due honeycomb (da ordinare come accessori separati). Alimentazione elettrica remota 24V da ordinare separatamente. Ogni testa è dotata di un segmento di cavo in uscita da 2000 mm e kit di cablaggio.

Spot adjustable head for installation on ground poles or on wall base. Poles and base to be ordered as separated accessories. Heads are equipped with a dismountable ferrule, to insert flood lens or up to two honeycombs, (to be ordered as separate accessories). 24V remote power supply to be ordered separately. Each head comes with a 2000 mm length outgoing cable and a wiring kit.

Optic Narrow Spot 7°

Power Led: 3,4W - 251 lm ≠ FIXT 135 lm - 2700K/CRI 80 - 24V / 3,4W - 260 lm ≠ FIXT 140 lm - 3000K/CRI 80 - 24V / 3,4W - 270 lm ≠ FIXT 145 lm - 4000K/CRI 80 - 24V

2700K

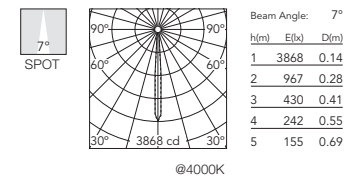
- PWM Dimmable
- F004E21A001
- F004E21A006
- F004E21A012
- F004E21A018
- F004E21A030
- F004E21A033
- F004G21A071

3000K

- PWM Dimmable
- F004E31A001
- F004E31A006
- F004E31A012
- F004E31A018
- F004E31A030
- F004E31A033
- F004G31A071

4000K

- PWM Dimmable
- F004E41A001
- F004E41A006
- F004E41A012
- F004E41A018
- F004E41A030
- F004E41A033
- F004G41A071



\* Numero massimo di apparecchi per alimentatore / Maximum number of luminaires per power supply.

| Numero massimo di apparecchi per alimentatore (Vin220÷240). Dati indicativi da verificare con le specifiche condizioni di installazione. | Maximum number of luminaires per power supply. (220÷240 V). These data must be checked taking into account the specific installation conditions. | Non Dimmable     | Dimmable |
|--|--|------------------|----------|
| Acc. RF25754   | 1  | Acc. F990B02A000 | 7        |
| Acc. RF25748   | 1  | Acc. F990B03A000 | 7        |
| Acc. RF25747   | 3  | Acc. F990B04A000 | 17       |
| Acc. RF25757   | 3  | Acc. F990B05A000 | 17       |
| Acc. F990B23AZ00   | 7  |                  |          |
| Acc. RF25755   | 9  |                  |          |
| Acc. RF25749   | 17   |                  |          |

Optic Medium 24°

Power Led: 7,2W - 666 lm ≠ FIXT 442 lm - 2700K/CRI 80 - 24V / 7,2W - 689 lm ≠ FIXT 457 lm - 3000K/CRI 80 - 24V / 7,2W - 741 lm ≠ FIXT 492 lm - 4000K/CRI 80 - 24V

2700K

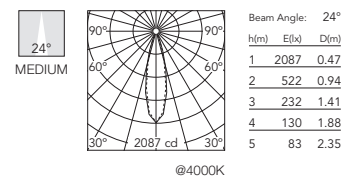
- PWM Dimmable
- F004E22A001
- F004E22A006
- F004E22A012
- F004E22A018
- F004E22A030
- F004E22A033
- F004G22A071

3000K

- PWM Dimmable
- F004E32A001
- F004E32A006
- F004E32A012
- F004E32A018
- F004E32A030
- F004E32A033
- F004G32A071

4000K

- PWM Dimmable
- F004E42A001
- F004E42A006
- F004E42A012
- F004E42A018
- F004E42A030
- F004E42A033
- F004G42A071

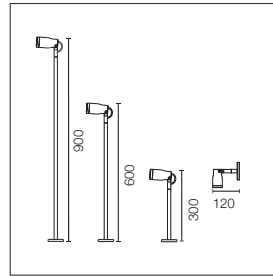


\* Numero massimo di apparecchi per alimentatore / Maximum number of luminaires per power supply.

| Numero massimo di apparecchi per alimentatore (Vin220÷240). Dati indicativi da verificare con le specifiche condizioni di installazione. | Maximum number of luminaires per power supply. (220÷240 V). These data must be checked taking into account the specific installation conditions. | Non Dimmable     | Dimmable |
|--|--|------------------|----------|
| Acc. RF25754   | 1  | Acc. F990B02A000 | 3        |
| Acc. RF25748   | 1  | Acc. F990B03A000 | 3        |
| Acc. RF25747   | 1  | Acc. F990B04A000 | 7        |
| Acc. RF25757   | 1  | Acc. F990B05A000 | 7        |
| Acc. F990B23AZ00   | 3  |                  |          |
| Acc. RF25755   | 6  |                  |          |
| Acc. RF25749   | 9  |                  |          |

**Landlord Spot: Testa + accessorio paletto / Head + pole accessory**

**Spot Ø40**



Paletto con base.  
Pronta per l'installazione su superficie solida.  
Per l'installazione a terra, completare con il picchetto da ordinare separatamente.

Pole with base.  
Ready for installation on solid surface.  
Ground installation needs earth stick use, to be ordered as separated item.

**H 300 mm**

- F004Z010001
- F004Z010006
- F004Z010012
- F004Z010018
- F004Z010030
- F004Z010033
- F004Z0D0071

**H 600 mm**

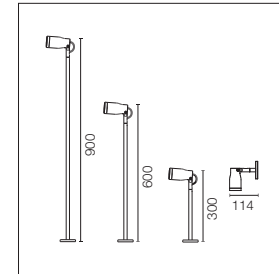
- F004Z020001
- F004Z020006
- F004Z020012
- F004Z020018
- F004Z020030
- F004Z020033
- F004Z0E0071

**H 900 mm**

- F004Z030001
- F004Z030006
- F004Z030012
- F004Z030018
- F004Z030030
- F004Z030033
- F004Z0F0071



**Spot Ø50**



**Landlord Spot: Accessori / Accessories**

Base da parete.

Wall base.

- F004Z040001
- F004Z040006
- F004Z040012
- F004Z040018
- F004Z040030
- F004Z040033
- F004Z0A0071



Picchetto.  
Da montare sui paletti con base.

Earth stick.  
To be mounted on poles with base.

F004Z060000



Honeycomb.

Honeycomb.

Landlord Spot Ø40  
F004Z0B0000  
Landlord Spot Ø50  
F004Z0L0000



Lente flood.

Flood lens.

Landlord Spot Ø40  
F004Z0C0000  
Landlord Spot Ø50  
F004Z0H0000



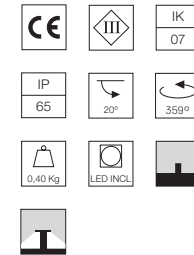
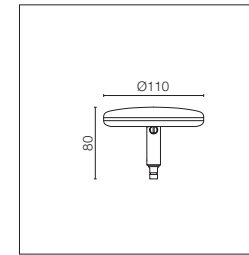
Cinghia per alberi.  
Accessorio per installazione spot direttamente sul ramo di un albero, da ø30 mm fino a ø100 mm.  
Finitura Deep Brown.

Tree strap.  
Accessory for spot installation directly on tree branch, from ø30mm up to ø100mm.  
Deep Brown finishing.

F004Z070000



**Landlord Soft**



Testa orientabile a 20° per l'installazione su paletti a terra. I paletti devono essere ordinati come accessori separati. Alimentazione elettrica 24V da ordinare separatamente. Ogni testa è dotata di un segmento di cavo in uscita da 2000 mm e kit di cablaggio.

20° adjustable head for installation on ground poles. Poles to be ordered as separated accessories. 24V remote power supply to be ordered separately. Each head comes with a 2000 mm length outgoing cable and a wiring kit.

**Top Led:** 5W - 379 lm ≠ FIXT 242 lm - 2700K/CRI 80 - 24V / 5W - 395 lm ≠ FIXT 252 lm - 3000K/CRI 80 - 24V / 5W - 421 lm ≠ FIXT 269 lm - 4000K/CRI 80 - 24V

**2700K**

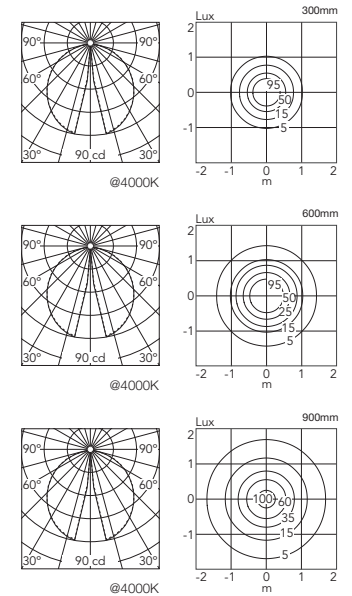
- PWM Dimmable
- F004C20A001
  - F004C20A006
  - F004C20A012
  - F004C20A018
  - F004C20A030
  - F004C20A033
  - F004H20A071

**3000K**

- PWM Dimmable
- F004C30A001
  - F004C30A006
  - F004C30A012
  - F004C30A018
  - F004C30A030
  - F004C30A033
  - F004H30A071

**4000K**

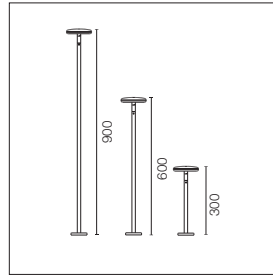
- PWM Dimmable
- F004C40A001
  - F004C40A006
  - F004C40A012
  - F004C40A018
  - F004C40A030
  - F004C40A033
  - F004H40A071



\* Numero massimo di apparecchi per alimentatore / Maximum number of luminaires per power supply.

| Numero massimo di apparecchi per alimentatore (Vin220-240). Dati indicativi da verificare con le specifiche condizioni di installazione. | Maximum number of luminaires per power supply. (220-240 V). These data must be checked taking into account the specific installation conditions. | Non Dimmable     | Dimmable |
|--|--|------------------|----------|
| Acc. RF25754   | 1  | Acc. F990B02A000 | 5        |
| Acc. RF25748   | 1  | Acc. F990B03A000 | 5        |
| Acc. RF25747   | 1  | Acc. F990B04A000 | 12       |
| Acc. RF25757   | 1  | Acc. F990B05A000 | 12       |
| Acc. F990B23AZ00   | 3  |                  |          |
| Acc. RF25755   | 6  |                  |          |
| Acc. RF25749   | 9  |                  |          |

## Landlord Soft: Testa + accessorio paletto / Head + pole accessory



Paletto con base.  
Pronta per l'installazione su superficie solida.  
Per l'installazione a terra, completare con il picchetto da ordinare separatamente.



Pole with base.  
Ready for installation on solid surface.  
Ground installation needs earth stick use, to be ordered as separated item.

### H 300 mm

- F004Z010001
- F004Z010006
- F004Z010012
- F004Z010018
- F004Z010030
- F004Z010033
- F004Z0D0071

### H 600 mm

- F004Z020001
- F004Z020006
- F004Z020012
- F004Z020018
- F004Z020030
- F004Z020033
- F004Z0E0071

### H 900 mm

- F004Z030001
- F004Z030006
- F004Z030012
- F004Z030018
- F004Z030030
- F004Z030033
- F004Z0F0071

## Landlord Soft: Accessori / Accessories

Picchetto.  
Da montare sui paletti con base.

F004Z060000



Sistema di giunzione IP68 H2O Stop anti-condensa a 3/4 vie 4 poli. (Ø5,5÷12mm cavo).

F990C010000



Sistema di giunzione IP68 H2O Stop anti-condensa a 2 vie 4 poli. (Ø5,5÷12mm cavo).

F990C00A000



Alimentatore per installazione remota 24Vdc 20W / 110-240Vdc (15W@110V) IP67 Classe II selv.

Power supply for remote installation 24Vdc 20W / 110-240Vdc (15W@110V) IP67 Class II selv.

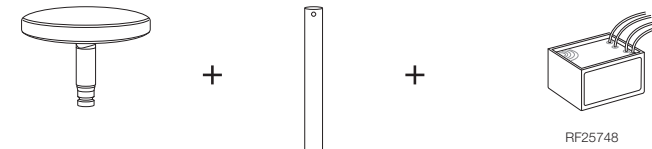
Landlord Soft  
Only for Dali version  
RF26387

Dimmable DALI

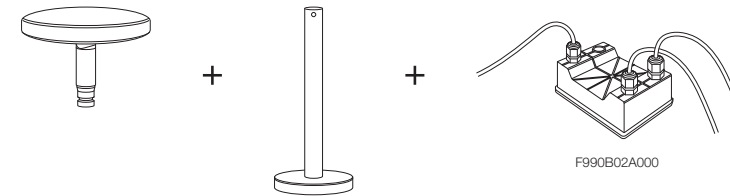


## Esempi di Configurazione / Examples of Configuration

ON-OFF (non dimmerabile) = codice prodotto (F004C30A001 + F004Z010001) + alimentatore 8W / 110-240Vac / 24Vdc ON-OFF IP65 (RF25748)  
ON-OFF (non dimmable) = luminaire code (F004C30A001 + F004Z010001) + power supply 8W / 110-240Vac / 24Vdc ON-OFF IP65 (RF25748)

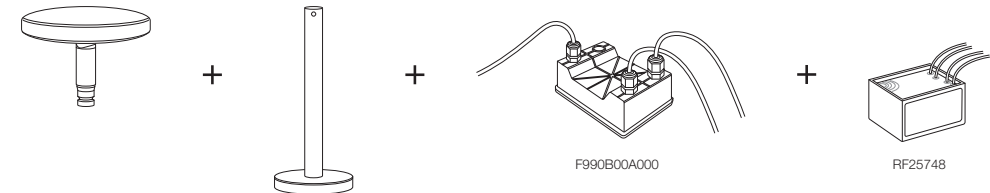


Dimmerabile 1-10V = codice prodotto (F004C30A001 + F004Z010001) + alimentatore 35W / 120-270Vac / 24Vdc 1-10V PWM control IP67 (F990B02A000)  
Dimmable 1-10V = luminaire code (F004C30A001 + F004Z010001) + power supply 35W / 120-270Vac / 24Vdc 1-10V PWM control IP67 (F990B02A000)

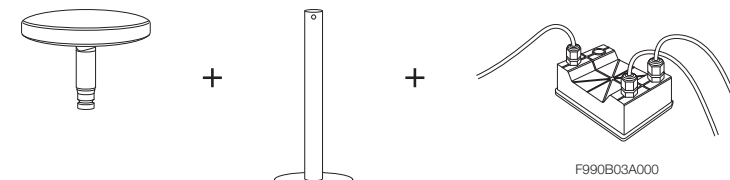


Dimmerabile 1-10V: interfaccia PWM + alimentatore = codice prodotto (F004C30A001 + F004Z010001) + interfaccia di controllo 1-10V PWM 24Vdc 120W IP67 (F990B00A000) + alimentatore 8W / 110-240Vac / 24Vdc ON-OFF IP65 (RF25748) o altro alimentatore remoto 24Vdc

Dimmable 1-10V : PWM control interface + power supply = luminaire code (F004C30A001 + F004Z010001) + PWM control interface 1-10V PWM 24Vdc 120W IP67 (F990B00A000) + power supply 8W / 110-240Vac / 24Vdc ON-OFF IP65 (RF25748) or other remote power supply

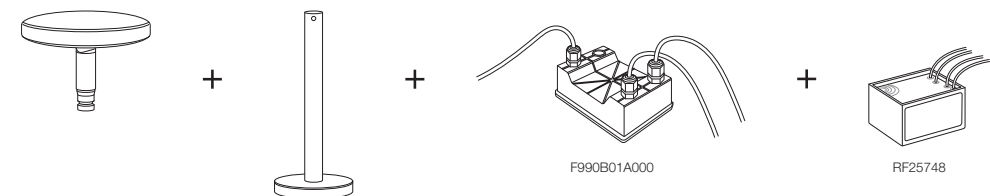


Dimmerabile DALI = codice prodotto (F004C30A001 + F004Z010001) + alimentatore 35W / 120-270Vac / 24Vdc DALI PWM control IP67 (F990B03A000)  
Dimmable DALI = luminaire code (F004C30A001 + F004Z010001) + power supply 35W / 120-270Vac / 24Vdc DALI PWM control IP67 (F990B03A000)

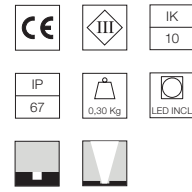
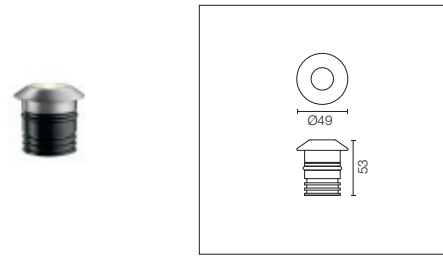


Dimmerabile DALI: interfaccia PWM + alimentatore = codice prodotto (F004C30A001 + F004Z010001) + interfaccia di controllo DALI PWM 24Vdc 120W IP67 (F990B01A000) + alimentatore 8W / 110-240Vac / 24Vdc ON-OFF IP65 (RF25748) o altro alimentatore remoto 24Vdc

Dimmable DALI: PWM control interface + power supply = luminaire code (F004C30A001 + F004Z010001) + PWM control interface DALI PWM 24Vdc 120W IP67 (F990B01A000) + power supply 8W / 110-240Vac / 24Vdc ON-OFF IP65 (RF25748) or other remote power supply



## Landlord Ground 49



Alimentazione elettrica remota 24V da ordinare separatamente. Necessaria cassaforma per installazione, da ordinare separatamente.

24V remote power supply to be ordered separately. Necessary box for installation, to be ordered separately.

**Power Led:** 2,3W - 188 lm ≠ \*FIXT 121 lm - 2700K/CRI 80 - 24V / 2,3W - 195 lm ≠ \*FIXT 125 lm - 3000K/CRI 80 - 24V / 2,3W - 202 lm ≠ \*FIXT 130 lm - 4000K/CRI 80 - 24V  
\*FIXT lm = Spot Optic

### Optic Spot 14°

#### 2700K

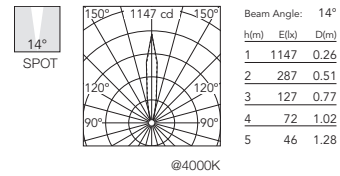
- Non Dimmable
- F004A21A056
- PWM Dimmable
- F004A21H056
- Non Dimmable with honeycomb
- F004A26A05601

#### 3000K

- Non Dimmable
- F004A31A056
- PWM Dimmable
- F004A31H056
- Non Dimmable with honeycomb
- F004A36A05601

#### 4000K

- Non Dimmable
- F004A41A056
- PWM Dimmable
- F004A41H056
- Non Dimmable with honeycomb
- F004A46A05601



### Optic Medium 40°

#### 2700K

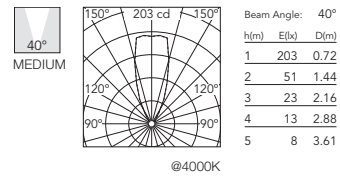
- Non Dimmable
- F004A22A056
- PWM Dimmable
- F004A22H056
- Non Dimmable with honeycomb
- F004A27A05602

#### 3000K

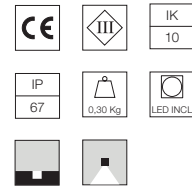
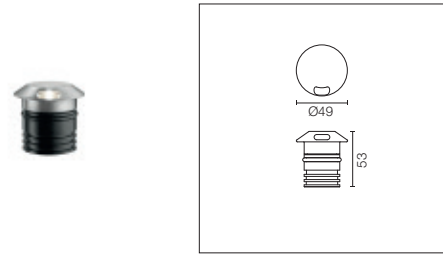
- Non Dimmable
- F004A32A056
- PWM Dimmable
- F004A32H056
- Non Dimmable with honeycomb
- F004A37A05602

#### 4000K

- Non Dimmable
- F004A42A056
- PWM Dimmable
- F004A42H056
- Non Dimmable with honeycomb
- F004A47A05602



## Landlord Ground 49 1 Beam



Alimentazione elettrica remota 24V da ordinare separatamente. Necessaria cassaforma per installazione, da ordinare separatamente.

24V remote power supply to be ordered separately. Necessary box for installation, to be ordered separately.

**Power Led:** 2,3W - 188 lm ≠ FIXT 8 lm - 2700K/CRI 80 - 24V / 2,3W - 195 lm ≠ FIXT 9 lm - 3000K/CRI 80 - 24V / 2,3W - 202 lm ≠ FIXT 9 lm - 4000K/CRI 80 - 24V

#### 2700K

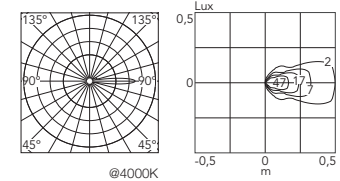
- Non Dimmable
- F004A23A056
- PWM Dimmable
- F004A23H056

#### 3000K

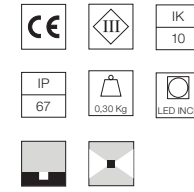
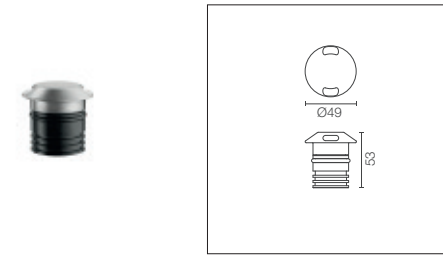
- Non Dimmable
- F004A33A056
- PWM Dimmable
- F004A33H056

#### 4000K

- Non Dimmable
- F004A43A056
- PWM Dimmable
- F004A43H056



## Landlord Ground 49 2 Beams



Alimentazione elettrica remota 24V da ordinare separatamente. Necessaria cassaforma per installazione, da ordinare separatamente.

24V remote power supply to be ordered separately. Necessary box for installation, to be ordered separately.

**Power Led:** 2,3W - 188 lm ≠ FIXT 16 lm - 2700K/CRI 80 - 24V / 2,3W - 195 lm ≠ FIXT 17 lm - 3000K/CRI 80 - 24V / 2,3W - 202 lm ≠ FIXT 18 lm - 4000K/CRI 80 - 24V

#### 2700K

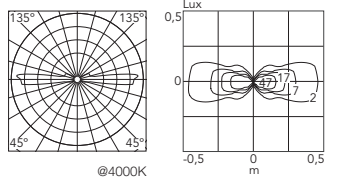
- Non Dimmable
- F004A24A056
- PWM Dimmable
- F004A24H056

#### 3000K

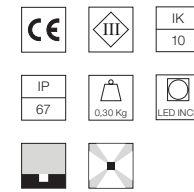
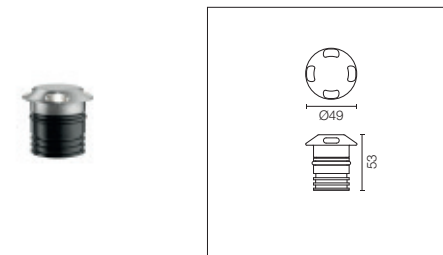
- Non Dimmable
- F004A34A056
- PWM Dimmable
- F004A34H056

#### 4000K

- Non Dimmable
- F004A44A056
- PWM Dimmable
- F004A44H056



## Landlord Ground 49 4 Beams



Alimentazione elettrica remota 24V da ordinare separatamente. Necessaria cassaforma per installazione, da ordinare separatamente.

24V remote power supply to be ordered separately. Necessary box for installation, to be ordered separately.

**Power Led:** 2,3W - 188 lm ≠ FIXT 32 lm - 2700K/CRI 80 - 24V / 2,3W - 195 lm ≠ FIXT 34 lm - 3000K/CRI 80 - 24V / 2,3W - 202 lm ≠ FIXT 36 lm - 4000K/CRI 80 - 24V

#### 2700K

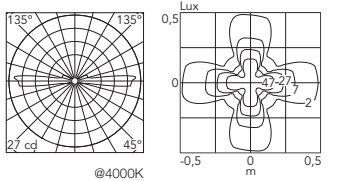
- Non Dimmable
- F004A25A056
- PWM Dimmable
- F004A25H056

#### 3000K

- Non Dimmable
- F004A35A056
- PWM Dimmable
- F004A35H056

#### 4000K

- Non Dimmable
- F004A45A056
- PWM Dimmable
- F004A45H056



\* Numero massimo di apparecchi per alimentatore / Maximum number of luminaires per power supply.

Numero massimo di apparecchi per alimentatore (Vin220-240). Dati indicativi da verificare con le specifiche condizioni di installazione.

Maximum number of luminaires per power supply. (220-240 V). These data must be checked taking into account the specific installation conditions.

#### Non Dimmable

|                  |    |
|------------------|----|
| Acc. RF25754     | 2  |
| Acc. RF25748     | 2  |
| Acc. RF25747     | 3  |
| Acc. RF25757     | 3  |
| Acc. F990B23AZ00 | 9  |
| Acc. RF25755     | 14 |
| Acc. RF25749     | 29 |

#### Dimmable

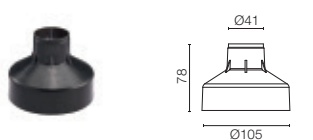
|                  |    |
|------------------|----|
| Acc. F990B02A000 | 13 |
| Acc. F990B03A000 | 13 |
| Acc. F990B04A000 | 28 |
| Acc. F990B05A000 | 28 |

## Landlord Ground Ø49: Accessori / Accessories

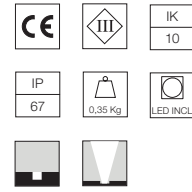
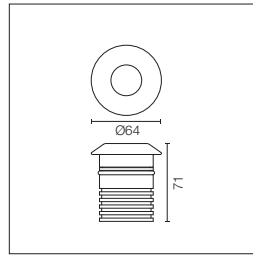
Cassaforma.

Box for installation.

F004Z0J0000



## Landlord Ground 64



Alimentazione elettrica remota 24V da ordinare separatamente. Necessaria cassaforma per installazione, da ordinare separatamente.

24V remote power supply to be ordered separately. Necessary box for installation, to be ordered separately.

**Power Led:** 3,4W - 251 lm ≠ \*FIXT 183 lm - 2700K/CRI 80 - 24V / 3,4W - 260 lm ≠ \*FIXT 189 lm - 3000K/CRI 80 - 24V / 3,4W - 270 lm ≠ \*FIXT 196 lm - 4000K/CRI 80 - 24V  
\*FIXT lm = Spot Optic

### Optic Spot 15°

#### 2700K

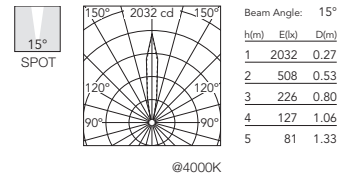
- Non Dimmable
- F004B21A056
- PWM Dimmable
- F004B21H056
- Non Dimmable with honeycomb
- F004B26A05601

#### 3000K

- Non Dimmable
- F004B31A056
- PWM Dimmable
- F004B31H056
- Non Dimmable with honeycomb
- F004B36A05601

#### 4000K

- Non Dimmable
- F004B41A056
- PWM Dimmable
- F004B41H056
- Non Dimmable with honeycomb
- F004B46A05601



### Optic Medium 25°

#### 2700K

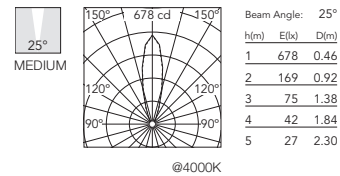
- Non Dimmable
- F004B22A056
- PWM Dimmable
- F004B22H056
- Non Dimmable with honeycomb
- F004B27A05602

#### 3000K

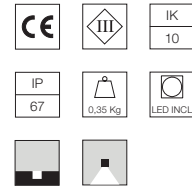
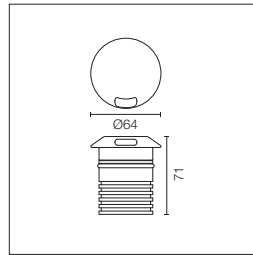
- Non Dimmable
- F004B32A056
- PWM Dimmable
- F004B32H056
- Non Dimmable with honeycomb
- F004B37A05602

#### 4000K

- Non Dimmable
- F004B42A056
- PWM Dimmable
- F004B42H056
- Non Dimmable with honeycomb
- F004B47A05602



## Landlord Ground 64 1 Beam



Alimentazione elettrica remota 24V da ordinare separatamente. Necessaria cassaforma per installazione, da ordinare separatamente.

24V remote power supply to be ordered separately. Necessary box for installation, to be ordered separately.

**Power Led:** 3,4W - 251 lm ≠ FIXT 11 lm - 2700K/CRI 80 - 24V / 3,4W - 260 lm ≠ FIXT 12 lm - 3000K/CRI 80 - 24V / 3,4W - 270 lm ≠ FIXT 12 lm - 4000K/CRI 80 - 24V

#### 2700K

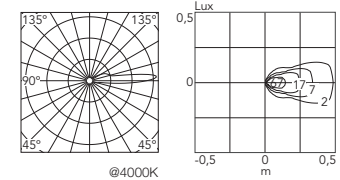
- Non Dimmable
- F004B23A056
- PWM Dimmable
- F004B23H056

#### 3000K

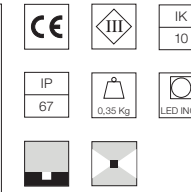
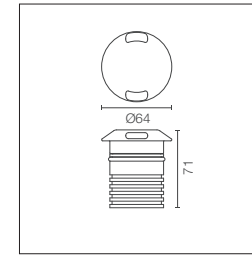
- Non Dimmable
- F004B33A056
- PWM Dimmable
- F004B33H056

#### 4000K

- Non Dimmable
- F004B43A056
- PWM Dimmable
- F004B43H056



## Landlord Ground 64 2 Beams



Alimentazione elettrica remota 24V da ordinare separatamente. Necessaria cassaforma per installazione, da ordinare separatamente.

24V remote power supply to be ordered separately. Necessary box for installation, to be ordered separately.

**Power Led:** 3,4W - 251 lm ≠ FIXT 22 lm - 2700K/CRI 80 - 24V / 3,4W - 260 lm ≠ FIXT 23 lm - 3000K/CRI 80 - 24V / 3,4W - 270 lm ≠ FIXT 24 lm - 4000K/CRI 80 - 24V

#### 2700K

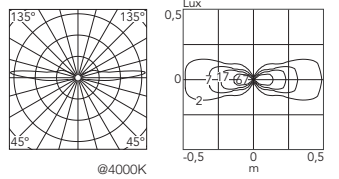
- Non Dimmable
- F004B24A056
- PWM Dimmable
- F004B24H056

#### 3000K

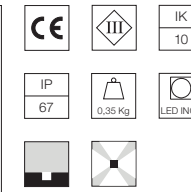
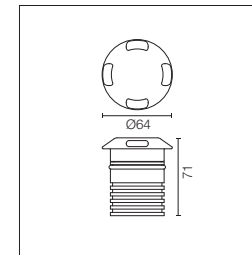
- Non Dimmable
- F004B34A056
- PWM Dimmable
- F004B34H056

#### 4000K

- Non Dimmable
- F004B44A056
- PWM Dimmable
- F004B44H056



## Landlord Ground 64 4 Beams



Alimentazione elettrica remota 24V da ordinare separatamente. Necessaria cassaforma per installazione, da ordinare separatamente.

24V remote power supply to be ordered separately. Necessary box for installation, to be ordered separately.

**Power Led:** 3,4W - 251 lm ≠ FIXT 44 lm - 2700K/CRI 80 - 24V / 3,4W - 260 lm ≠ FIXT 46 lm - 3000K/CRI 80 - 24V / 3,4W - 270 lm ≠ FIXT 48 lm - 4000K/CRI 80 - 24V

#### 2700K

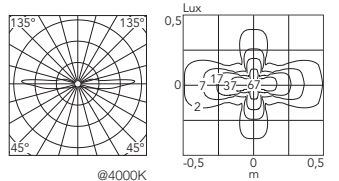
- Non Dimmable
- F004B25A056
- PWM Dimmable
- F004B25H056

#### 3000K

- Non Dimmable
- F004B35A056
- PWM Dimmable
- F004B35H056

#### 4000K

- Non Dimmable
- F004B45A056
- PWM Dimmable
- F004B45H056



\* Numero massimo di apparecchi per alimentatore / Maximum number of luminaires per power supply.

Numero massimo di apparecchi per alimentatore (Vin220-240). Dati indicativi da verificare con le specifiche condizioni di installazione.

Maximum number of luminaires per power supply. (220-240 V). These data must be checked taking into account the specific installation conditions.

#### Non Dimmable

|                  |    |
|------------------|----|
| Acc. RF25754     | 1  |
| Acc. RF25748     | 1  |
| Acc. RF25747     | 3  |
| Acc. RF25757     | 3  |
| Acc. F990B23AZ00 | 7  |
| Acc. RF25755     | 9  |
| Acc. RF25749     | 17 |

#### Dimmable

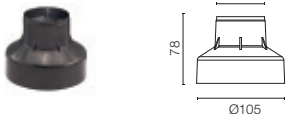
|                  |    |
|------------------|----|
| Acc. F990B02A000 | 7  |
| Acc. F990B03A000 | 7  |
| Acc. F990B04A000 | 17 |
| Acc. F990B05A000 | 17 |

## Landlord Ground Ø64: Accessori / Accessories

Cassaforma.

Box for installation.

F004Z0K0000



## Landlord: Accessori / Accessories

Sistema di giunzione IP68 a 2 vie 2 poli. (Ø4÷6,9mm cavo).  
2 way terminal block 2 poles IP68. (Ø4÷6,9mm cable).

F990C050000



Non può essere alloggiato nella scatola per incasso.  
It can't be placed in the recessed box for installation.

## Landlord (all versions): Power Supply Dimmable

Alimentatore 120/270Vac / 24Vdc. 1-10V PWM control. IP67.  
Power supply 120/270Vac / 24Vdc. 1-10V PWM control. IP67.

35W  
\*F990B02A000  
70W  
\*F990B04A000



Alimentatore 120/270Vac / 24Vdc. DALI PWM control. IP67.  
Power supply 120/270Vac / 24Vdc. DALI PWM control. IP67.

35W  
\*F990B03A000  
70W  
\*F990B05A000



Interfaccia di controllo 1-10V PWM 24Vdc 120W. IP67. Fonte di alimentazione non inclusa.  
1-10V PWM control interface 24Vdc 120W. IP67. Power supply not included.

F990B00A000



Interfaccia di controllo DALI PWM 24Vdc 120W. IP67. Fonte di alimentazione non inclusa.  
DALI PWM control interface 24Vdc 120W. IP67. Power supply not included.

F990B01A000



## Landlord: Power Supply Non Dimmable

Alimentatore 24V 8W / 110-240V IP20 Classe II selv.

Power supply 24V 8W / 110-240V IP20 Class II selv.

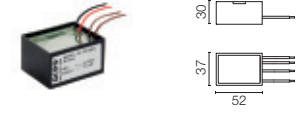
\*RF25754



Alimentatore 24V 8W / 110-240V IP65 Classe II selv.

Power supply 24V 8W / 110-240V IP65 Class II selv.

\*RF25748



Alimentatore 24V 10W / 110-240V IP20 Classe II selv.

Power supply 24V 10W / 110-240V IP20 Class II selv.

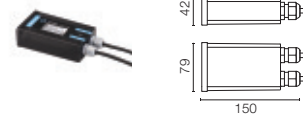
\*RF25747



Alimentatore 24V 10W / 110-240V IP67 Classe II selv.

Power supply 24V 10W / 110-240V IP67 Class II selv.

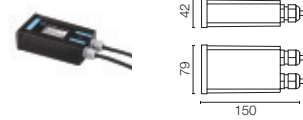
\*RF25757



Alimentatore 24Vdc 35W / 120-270V IP67 Classe II selv.

Power supply 24Vdc 35W / 120-270V IP67 Class II selv.


\*F990B23AZ00



Alimentatore 24Vdc 50W / 120-240V IP67 Classe II selv.

Power supply 24Vdc 50W / 120-240V IP67 Class II selv.

\*RF25755



Alimentatore 24Vdc 70W / 220-240V IP67 Classe II selv.

Power supply 24Vdc 70W / 220-240V IP67 Class II selv.

\*RF25749

