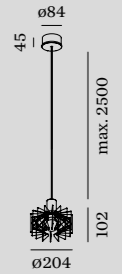




WIRO

CEILING SUSPENDED



2.0

QA60 max.60W | E27
220-240VAC | 50-60Hz
varnished steel | lacquered
6m cable available on request

0.53kg | IP20 | 0,9-D

CODE	
	2096E0V0
	2096E0B0

OPTIONAL

QA60 LED E27 6W dim

CODE	
2200K 400lm	9003E109
2700K 600lm	9003E138

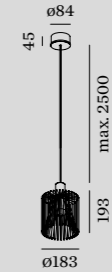
QA60 carbon filament E27 15W
2200K | 50lm

9003E124
more lamps and specs on page 578



WIRO

CEILING SUSPENDED

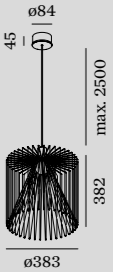


1.8

QA60 max.60W | E27
220-240VAC | 50-60Hz
varnished steel | lacquered
6m cable available on request

1.24kg IP20 0,9-1,2m

CODE
2092E0V0
2092E0B0



3.8

QA60 max.60W | E27
220-240VAC | 50-60Hz
varnished steel | lacquered
6m cable available on request

2.40kg IP20 0,9-1,2m

CODE
2093E0V0
2093E0B0

OPTIONAL

QA60 LED E27 6W dim

	CODE
2200K 400lm	9003E109
2700K 600lm	9003E138

T32-180 carbon filament E27 15W	
2200K 50lm	9003E106

QA60 carbon filament E27 15W	
2200K 50lm	9003E124

more lamps and specs on page 578

OPTIONAL

QA60 LED E27 6W dim

	CODE
2200K 400lm	9003E109
2700K 600lm	9003E138

T30-225 LED E27 6W dim	
2200K 450lm	9003E129

QA60 carbon filament E27 15W	
2200K 50lm	9003E124

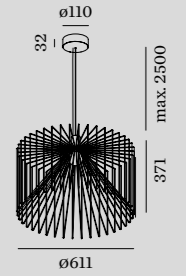
more lamps and specs on page 578



ZOO RESTAURANT RAUM FORM LICHT FARBE KARIN GÖTZ INNENARCHITEKTUR BERLIN | GERMANY



WIRO
CEILING SUSPENDED



6.1

QA60 max.60W | E27
220-240VAC | 50-60Hz
varnished steel | lacquered
6m cable available on request

2.72kg IP20 0,9-D

	CODE
	2094E0V0
	2094E0B0

OPTIONAL

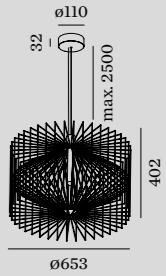
QA60 LED E27 6W dim	CODE
2200K 400lm	9003E109
2700K 600lm	9003E138
T30-300 LED E27 6W	
2700K 500lm	9003E135
T32-300 carbon filament E27 15W	
2200K 50lm	9003E107
ST64 carbon filament E27 15W	
2200K 50lm	9003E105
more lamps and specs on page 578	





WIRO

CEILING SUSPENDED



6.5

QA60 max.60W | E27
220-240VAC | 50-60Hz
varnished steel | lacquered
6m cable available on request

3.97kg IP20 0.9m

	CODE
	2095E0V0
	2095E0B0

OPTIONAL

QA60 LED E27 6W dim

	CODE
2200K 400lm	9003E109
2700K 600lm	9003E138

T32-300 carbon filament E27 15W
2200K | 50lm 9003E107

T30-300 LED E27 6W dim
2200K | 450lm 9003E130
2700K | 500lm 9003E135

G95 carbon filament E27 15W
2200K | 50lm 9003E102

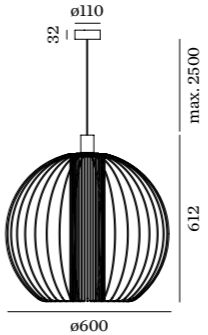
more lamps and specs on page 578





WIRO GLOBE

CEILING SUSPENDED



1.0

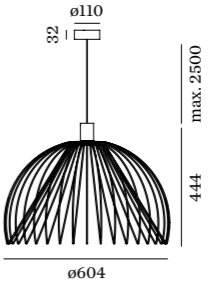
E27 max. 60W
220-240VAC | 50-60Hz
lacquered steel
6m cable available on request

6 kg IP20 0,9m

Color	CODE
White	2281E0W0
Black	2281E0R0
Dark Grey	2281E0B0

OPTIONAL

Light Type	Color	CODE
QA60 LED E27 6W dim	2200K 400lm	9003E109
	2700K 600lm	9003E138
T32-300 carbon filament E27 15W	2200K 50lm	9003E107
T30-300 LED E27 6W dim	2200K 450lm	9003E130
	2700K 500lm	9003E135



2.0

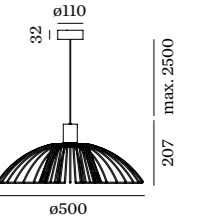
E27 max. 60W
220-240VAC | 50-60Hz
lacquered steel
6m cable available on request

5 kg IP20 0,9m

Color	CODE
White	2282E0B0
Black	2282E0B0

OPTIONAL

Light Type	Color	CODE
QA60 LED E27 6W dim	2200K 400lm	9003E109
	2700K 600lm	9003E138
T32-300 carbon filament E27 15W	2200K 50lm	9003E107
T30-300 LED E27 6W dim	2200K 450lm	9003E130
	2700K 500lm	9003E135



3.0

E27 max. 60W
220-240VAC | 50-60Hz
lacquered steel
6m cable available on request

3 kg IP20 0,9m

Color	CODE
White	2283E0W0
Black	2283E0B0

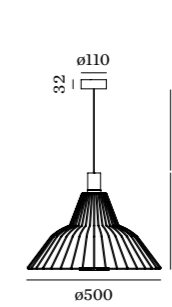
OPTIONAL

Light Type	Color	CODE
QA60 LED E27 6W dim	2200K 400lm	9003E109
	2700K 600lm	9003E138
ST64 carbon filament E27 15W	2200K 50lm	9003E105
ST64 LED E27 6W	2200K 400lm	9003E110



WIRO INDUSTRY

CEILING SUSPENDED



1.0

E27 max. 60W
220-240VAC | 50-60Hz
lacquered steel
6m cable available on request

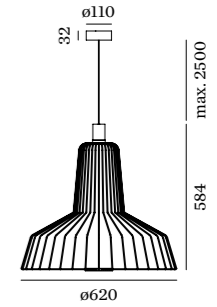
6 kg IP20 $\approx 0,9 \cdot D$

CODE	
	2301E0T0
	2301E0B0

OPTIONAL

T32-300 carbon filament E27 15W	
CODE	
2200K 50lm	9003E107
T32-180 carbon filament E27 15W	
CODE	
2200K 50lm	9003E106
T30-300 LED E27 6W dim	
CODE	
2200K 450lm	9003E130
2700K 500lm	9003E135

T30-225 LED E27 6W dim	
CODE	
2200K 450lm	9003E129



2.0

E27 max. 60W
220-240VAC | 50-60Hz
lacquered steel
6m cable available on request

9 kg IP20 $\approx 0,9 \cdot D$

CODE	
	2302E0O0
	2302E0B0

OPTIONAL

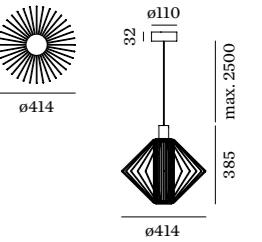
T32-300 carbon filament E27 15W	
CODE	
2200K 50lm	9003E107
T30-300 LED E27 6W dim	
CODE	
2200K 450lm	9003E130
2700K 500lm	9003E135



As awarded by The Chicago Athenaeum:
Museum of Architecture and Design

WIRO DIAMOND

CEILING SUSPENDED



1.0

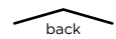
- ☑ E27 max. 60W
- 220-240VAC | 50-60Hz
- lacquered steel
- 6m cable available on request

☑ 6 kg Ⓟ IP20 Ⓢ-0,9-Ⓢ

	CODE
	2291E0P0
	2291E0B0

OPTIONAL

T32-300 carbon filament E27 15W	
	CODE
2200K 50lm	9003E107
T30-300 LED E27 6W dim	
2200K 450lm	9003E130
2700K 500lm	9003E135

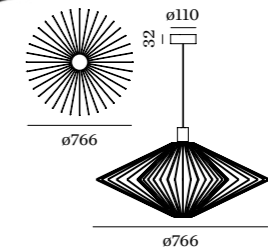




PRIVATE RESIDENCE STOCKHOLM | SWEDEN

WIRO DIAMOND

CEILING SUSPENDED



2.0

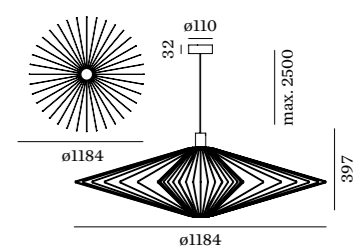
E27 max. 60W
220-240VAC | 50-60Hz
lacquered steel
6m cable available on request

11 kg IP20

CODE	
	2292E0P0
	2292E0B0

OPTIONAL

T32-300 carbon filament E27 15W	
CODE	
2200K 50lm	9003E107
T30-300 LED E27 6W dim	
2200K 450lm	9003E130
2700K 500lm	9003E135



3.0

E27 max. 60W
220-240VAC | 50-60Hz
lacquered steel
6m cable available on request

17 kg IP20

CODE	
	2293E0P0
	2293E0B0


OPTIONAL

T32-300 carbon filament E27 15W	
CODE	
2200K 50lm	9003E107
T30-300 LED E27 6W dim	
2200K 450lm	9003E130
2700K 500lm	9003E135



As awarded by The Chicago Athenaeum: Museum of Architecture and Design

DESIGNED BY BERND STEINHUBER

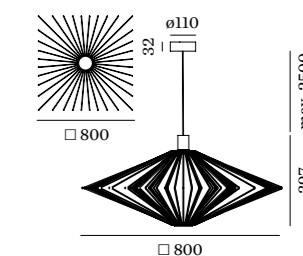






WIRO DIAMOND

CEILING SUSPENDED



4.0

E27 max. 60W
220-240VAC | 50-60Hz
lacquered steel
6m cable available on request

14.5 kg IP20 0,9m

	CODE
	2294E0P0
	2294E0B0

OPTIONAL

T32-300 carbon filament E27 15W
CODE
2200K | 50lm 9003E107

T30-300 LED E27 6W dim
2200K | 450lm 9003E130
2700K | 500lm 9003E135