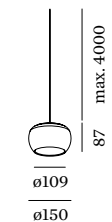




WETRO

CEILING SUSPENDED



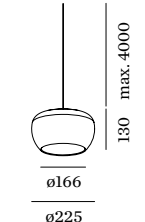
1.0

LED 11W | 220-240VAC | 50-60Hz
PCB 3-step | incl. PS | phase-cut dim
artisanal hand-blown glass

0.56 kg IP20 $\approx 0,3 \cdot D$

1800-2850K | >90 CRI | 400lm

	CODE
	236189P9
	236189B9



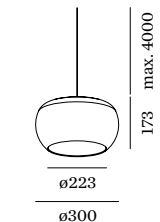
2.0

LED 11W | 220-240VAC | 50-60Hz
PCB 3-step | incl. PS | phase-cut dim
artisanal hand-blown glass

0.97 kg IP20 $\approx 0,3 \cdot D$

1800-2850K | >90 CRI | 400lm

	CODE
	236289P9
	236289B9



3.0

LED 11W | 220-240VAC | 50-60Hz
PCB 3-step | incl. PS | phase-cut dim
artisanal hand-blown glass

1.69 kg IP20 $\approx 0,3 \cdot D$

1800-2850K | >90 CRI | 400lm

	CODE
	236389P9
	236389B9



As awarded by The Chicago Athenaeum:
Museum of Architecture and Design

ALWAYS USE

single ceiling base

	CODE
	90052022
	90052021

multi- and other suspension options
on page 590

ALWAYS USE

single ceiling base

	CODE
	90052022
	90052021

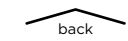
multi- and other suspension options
on page 590

ALWAYS USE

single ceiling base


	CODE
	90052022
	90052021

multi- and other suspension options
on page 590





OFFICE BOARDROOM GREENHOUSE | INTERVEST OFFICES&WAREHOUSES ANTWERPEN | BELGIUM



SHOP SLOTS SPIERE-HELKIJN | BELGIUM