

MILLE



IT

– Montatura in metallo verniciato bianco lucido; diffusore laterale in vetro sabbato; diffusore in vetro serigrafato bianco, in parte trasparente (con elementi decorativi con finitura nichel spazzolato), oppure in parte sabbato bianco (con elementi decorativi in legno di ciliegio o nichel spazzolato).

EN

– Glossy white coated metal mounting frame; diffuser made of white silk-screened, partly transparent (with brushed nickel finished decorative elements) or partly white sandblasted glass (with cherry wood or brushed nickel finished decorative elements).

ES

– Montura de metal pintado de color blanco brillante; difusor de vidrio serigrafiado blanco, con una parte transparente (con elementos decorativos con acabado níquel cepillado), o con una parte arenado blanco (con elementos decorativos de madera de cerezo o níquel cepillado).

DE

– Fassung aus Metall mit Lackierung in Glanzweiß; Diffusor aus Glas mit weißem Siebdruckmotiv, teilweise transparent (mit dekorativen Details vom Gehäuse mit Oberfläche aus gebürstetem Nickel), oder teilweise weiß sandgestrahlt (mit dekorativen Details vom Gehäuse aus Kirschholz oder gebürstetem Nickel).

FR

– Monture en métal verni blanc brillant; diffuseur en verre sérigraphié blanc, en partie transparent (avec des éléments décoratifs avec finition nickel brossé), ou en partie sablé blanc (avec des éléments décoratifs en cerisier ou nickel brossé).

PY

– Плафон из белого сериграфированного стекла, либо прозрачного по контуру (с крепёжными винтами цвета матовый никель), либо матового пескоструйного по контуру (с крепёжными винтами из дерева вишни или матовый никель); основание из белого глянцевого окрашенного металла.



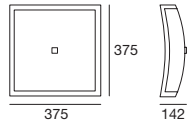






MILLE_SQ

E27 | 220-240 V



TYPE

WHITE /
 TRANSPARENT
 GLASS

CODE

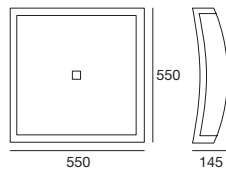
3568

SOURCE

2x46 W Max
Halogen
(LED bulbs
compatible)

 Nickel finals included

E27 | 220-240 V



TYPE

WHITE /
 TRANSPARENT
 GLASS

CODE

3569

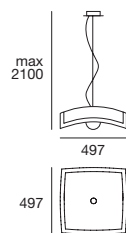
SOURCE

3x30 W Max
Halogen
(LED bulbs
compatible)

 Nickel finals included

MILLE_P

E27 | 220-240 V



TYPE

WHITE /
 TRANSPARENT
 GLASS

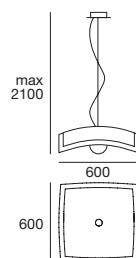
CODE

1017

SOURCE

1x77 W Max
Halogen
(LED bulbs
compatible)

E27 | 220-240 V



TYPE

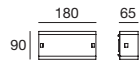
WHITE /
 TRANSPARENT
 GLASS

CODE

1018

SOURCE

1x77 W Max
Halogen
(LED bulbs
compatible)




TYPE	CODE	COLOUR
<input type="checkbox"/> WHITE / SANDBLASTED GLASS	7836	3000 K 835 lm



Nickel and cherry finals included

topLED 9 W | 220-240 V | CRI 90

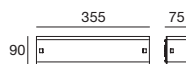


TYPE	CODE	COLOUR
<input type="checkbox"/> WHITE / SANDBLASTED GLASS	7838	3000 K 1260 lm



Nickel and cherry finals included

topLED 14 W | 220-240 V | CRI 90




TYPE	CODE	COLOUR
<input type="checkbox"/> WHITE / SANDBLASTED GLASS	7840	3000 K 1670 lm



Nickel and cherry finals included

topLED 20 W | 220-240 V | CRI 90



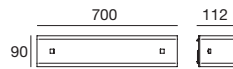
TYPE	CODE	COLOUR
<input type="checkbox"/> WHITE / SANDBLASTED GLASS	7842	3000 K 2520 lm




Nickel and cherry finals included

MILLE_W1 LED


topLED 28 W | 220-240 V | CRI 90




TYPE	CODE	COLOUR
<input type="checkbox"/> WHITE / SANDBLASTED GLASS	7844	3000 K 3512 lm

 Nickel and cherry finals included

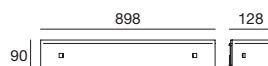
stripLED 34 W | 220-240 V | CRI 90




TYPE	CODE	COLOUR
<input type="checkbox"/> WHITE / SANDBLASTED GLASS	7846	3000 K 4200 lm

 Nickel and cherry finals included

stripLED 34 W | 220-240 V | CRI 90

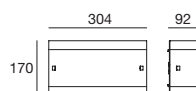


TYPE	CODE	COLOUR
<input type="checkbox"/> WHITE / SANDBLASTED GLASS	7848	3000 K 4200 lm


 Nickel and cherry finals included

MILLE_W2 LED

stripLED 14 W | 220-240 V | CRI 90

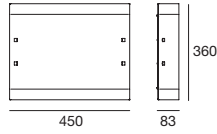


TYPE	CODE	COLOUR
<input type="checkbox"/> WHITE / SANDBLASTED GLASS	7850	3000 K 1680 lm

 Nickel and cherry finals included

MILLE_SB LED

topLED 29 W | 220-240 V | CRI 90

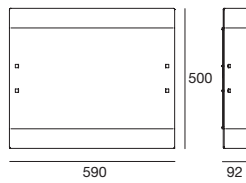


TYPE	CODE	COLOUR
<input type="checkbox"/> WHITE / SANDBLASTED GLASS	7852	3000 K 3229 lm



Nickel and cherry finals included

topLED 34 W | 220-240 V | CRI 90



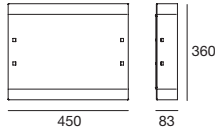
TYPE	CODE	COLOUR
<input type="checkbox"/> WHITE / SANDBLASTED GLASS	7854	3000 K 4132 lm



Nickel and cherry finals included

MILLE_SB HALO

E27 | 220-240 V



TYPE

CODE

SOURCE

WHITE /
TRANSPARENT
GLASS

1010


2x46 W Max
Halogen
(LED bulbs
compatible)

 Nickel finals included

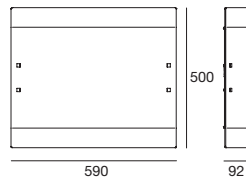
WHITE /
SANDBLASTED
GLASS

1040

2x46 W Max
Halogen
(LED bulbs
compatible)

 Nickel and cherry finals included

E27 | 220-240 V



TYPE

CODE

SOURCE

WHITE /
TRANSPARENT
GLASS

1011


2x46 W Max
Halogen
(LED bulbs
compatible)

 Nickel finals included

WHITE /
SANDBLASTED
GLASS

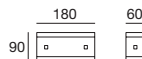
1041

2x46 W Max
Halogen
(LED bulbs
compatible)

 Nickel and cherry finals included

MILLE_W1 HALO

G9 | 220-240 V



TYPE

CODE

SOURCE

WHITE /
TRANSPARENT
GLASS

6845


1x33 W
Halogen
(LED bulbs
compatible)

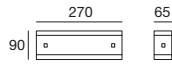
 Nickel finals included





WHITE /
SANDBLASTED
GLASS

6846

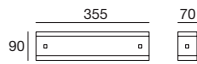
1x33 W Max
Halogen
(LED bulbs
compatible)





 Nickel and cherry finals included



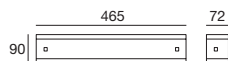
TYPE	CODE	SOURCE
 WHITE / TRANSPARENT GLASS  Nickel finals included	1002	1x80 W Halogen 78 mm (included) (LED bulbs compatible, max Ø 22 mm)
 WHITE / SANDBLASTED GLASS  Nickel and cherry finals included	1022	1x80 W Halogen 78 mm (included) (LED bulbs compatible, max Ø 22 mm)





R7s | 220-240 V

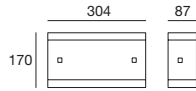


TYPE	CODE	SOURCE
 WHITE / TRANSPARENT GLASS  Nickel finals included	1003	1x120 W Halogen 118 mm (included) (LED bulbs compatible, max Ø 22 mm)
 WHITE / SANDBLASTED GLASS  Nickel and cherry finals included	1023	1x120 W Halogen 118 mm (included) (LED bulbs compatible, max Ø 22 mm)

R7s | 220-240 V




TYPE	CODE	SOURCE
 WHITE / TRANSPARENT GLASS  Nickel finals included	1004	1x120 W Halogen 118 mm (included) (LED bulbs compatible, max Ø 22 mm)
 WHITE / SANDBLASTED GLASS  Nickel and cherry finals included	1024	1x120 W Halogen 118 mm (included) (LED bulbs compatible, max Ø 22 mm)



TYPE

CODE

SOURCE

 WHITE /
TRANSPARENT
GLASS

1005

1x120 W
Halogen 118 mm

(included)
(LED bulbs
compatible,
max Ø 22 mm)


 Nickel finals included

 WHITE /
SANDBLASTED
GLASS

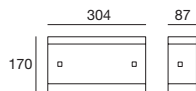
1025

1x120 W
Halogen 118 mm

(included)
(LED bulbs
compatible,
max Ø 22 mm)

 Nickel and cherry finals included

E27 | 220-240 V



TYPE


CODE

SOURCE

 WHITE /
TRANSPARENT
GLASS

1015


1x46 W
Halogen
(LED bulbs
compatible)

 Nickel finals included

 WHITE /
SANDBLASTED
GLASS

1045

1x46 W
Halogen
(LED bulbs
compatible)

 Nickel and cherry finals included