

LINEA EVO

wall

xal.com/linea-evo



Quickinfo

GENERAL

wall mounted
IP20

LED

Mid-power LED
up to 145lm/W
3000 K, 4000 K
CRI ≥ 80, CRI ≥ 90
Binning initial ≤ 3 MacAdam

ESTIMATED LED LIFETIME

L90 / 50000 h

OPTICAL

direct/indirect illumination
PMMA cover opal
opal, wall grazer, asymmetric lens

ELECTRICAL

non DIM, DIM DALI

PHYSICAL

aluminium
powder-coated
halogen-free cable

Description


DE Leuchtenkörper und Frontabdeckung aus Aluminiumstrangpressprofil, kantige Ausführung; keine sichtbaren Schrauben; ausgelegt für durchgehende Lichtsysteme; Oberfläche grau, weiß oder schwarz pulverbeschichtet; geeignet für Wandmontage; homogene Wand- bzw. Deckenaufhellung durch gleichmäßige direkt/indirekte Lichtverteilung; präzise Abstrahlcharakteristik mit drei verschiedenen Linsenprofilen (opal, wall grazer, asymmetric); energieeffiziente LEDs mit sehr guter Farbwiedergabe; Binning initial ≤ 3 MacAdam; lieferbar in den Lichtfarben 3000 K und 4000 K; CRI ≥ 90; min. 90 % des Lichtstromes nach 50000 h Lebensdauer; Schutzart IP20; SK III; wahlweise nicht dimmbar oder DALI-dimmbar

EN Luminaire housing and front cover from extruded aluminium profile, angular version; no visible screws; designed for continuous lighting systems; surface powder coated in grey, white or black; suitable for wall mounting; homogeneous wall or ceiling illumination through uniform direct/indirect light distribution; precise radiation characteristic with three different lens profiles (opal, wall grazer, asymmetric); energy-efficient LEDs with very good colour rendering; binning initial ≤ 3 MacAdam; available in the light colours 3000 K and 4000 K; CRI ≥ 90; min. 90% of the luminous flux after 50000 hours; protection class IP20; PC III; optionally non-dimmable or DALI dimmable

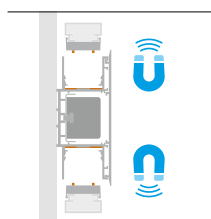
LINEA EVO

wall


[page 662](#)




Features



magnetic light insets



opal high performance



wall grazer



asymmetric

Standard configuration

COLOUR TEMPERATURE ■ ■ ■
3000K 5

CONTROL CHANNEL ▶
non DIM 1
DIM DALI line control 3

CONTROL LIGHT INSET
non DIM 1
DIM DALI line control 1

MATERIAL COLOUR ■
grey G

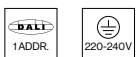


LIGHT INSET ▲
opal high performance H



LINEA EVO wall 48V / 48V + DALI-bus

order installation channel, cover, light inset + mounting accessories separately

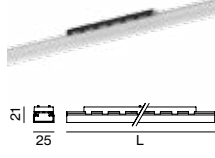


INSTALLATION TRACK + COVER

TYPE	L (mm)	ORDER CODE
channel + cover	606	0 5 0 - 2 5 2 2 1 1 ■
channel + cover	1206	0 5 0 - 2 5 2 4 1 1 ■
channel + cover + 75 W converter	1206	0 5 0 - 2 5 2 4 2 ■
channel + cover + 75 W converter	1811	0 5 0 - 2 5 2 6 2 ■
channel + cover + 120 W converter	2406*	0 5 0 - 2 5 2 8 2 ■
channel + cover	custom	E 8 5 6 8 0 . . . ■
inner corner 90° channel + cover	640x640	0 5 0 - 2 5 5 2 1 1 ■
outer corner 90° channel + cover	640x640	0 5 0 - 2 5 5 3 1 1 ■

*channel can be extended with channel 606mm or 1206mm or corner 640x640mm

LIGHT INSET



SYSTEM POWER (OPAL, W. GRAZER / ASYM.)	L (mm)	ORDER CODE
10 W / 11 W	605	0 5 0 - 2 6 1 2 ■ ■ 1 8 ▲
18 W / 19 W	1205	0 5 0 - 2 6 1 4 ■ ■ 1 8 ▲
36 W / 36 W	2405	0 5 0 - 2 6 1 8 ■ ■ 1 8 ▲

Extended configuration

COLOUR TEMPERATURE ■ ■ ■
4000K 6

MATERIAL COLOUR ■
white 7
black 8



+5% surcharges

LIGHT INSET ▲
wall grazer S
asymmetric A



LIGHT INSET	COLOUR TEMP.	SYSTEM POWER	DELIVERED LUMENS	EFFICACY
opal high	3000K	30W/m	3160lm/m	105lm/W
performance	4000K		3360lm/m	111lm/W
wall grazer	3000K	30W/m	4115lm/m	137lm/W
	4000K		4380lm/m	145lm/W
asymmetric	3000K	31W/m	2470lm/m	79lm/W
	4000K		2730lm/m	87lm/W

Accessories

END CAPS

TYPE	ORDER CODE
end caps (pair)	0 5 0 - 2 5 4 0 1 0 ■

CONNECTOR

TYPE	ORDER CODE
linear connector (1 piece)	0 5 0 - 2 5 5 1 1 0 0
linear connector (10 pieces)	0 5 0 - 2 5 5 1 1 0 0 . 1 0
linear track connector 48V (pair)	0 5 0 - 2 0 3 1 1 1 0

THROUGH WIRE

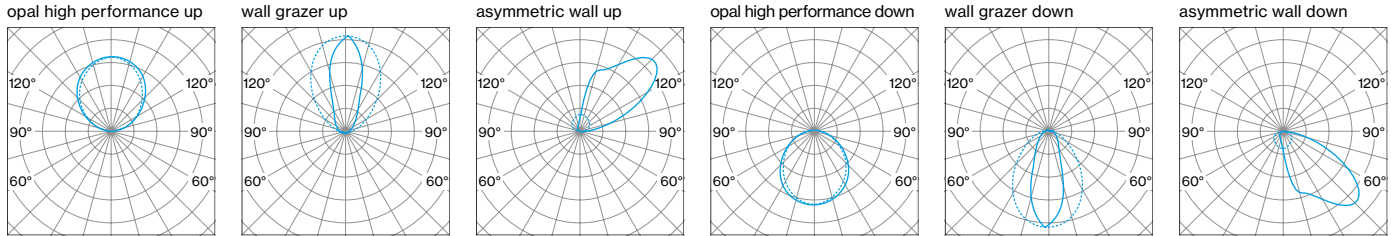
TYPE	ORDER CODE
3 × 1,5 mm ² (non DIM, 10 pieces)	0 0 4 - 9 0 0 0 3
5 × 1,5 mm ² (DIM DALI, 10 pieces)	0 0 4 - 9 0 0 0 5

Options on request

COLOUR TEMPERATURE
2700K



LIGHT DISTRIBUTION



Inspiration

Champalimaud Centre for the Unknown
Lisbon, Portugal

ARCHITECT

Charles Correa Associates
Mumbai, India

LIGHTING DESIGN

dpa lighting consultants
Oxfordshire, United Kingdom

PRODUCT

LINEA EVO wall

