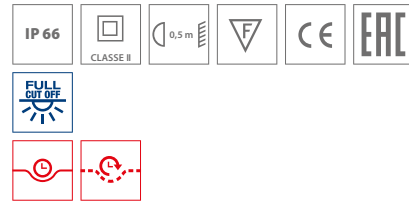


KYRO

design by SILVIA PAOLA PENNACCHIO



● AN-96 / Anthracite gray / Textured

Series of street luminaires, comprising:

- Painted die-cast aluminium housing and cover
- Flat extra clear tempered glass diffuser
- Extra pure polished aluminium reflectors
- Silicone gasket
- Waterproof cable gland M25x1.5 for cables Ø 9- Ø 14 mm
- Stainless steel external screws
- Technopolymer component holder bracket reinforced with fiberglass
- Gear tray removable without tools
- Painted die-cast aluminium pole clamp
- KYRO 1 is suitable for installation on posts Ø 42 - Ø 60/62 mm, KYRO 1-D76 is suitable for posts Ø 76 mm and KYRO 2 versions suitable for posts Ø 60/62 - Ø 76 mm
- On request, versions can be manufactured with specified voltages and frequencies, protective fuses, ignitors with timers, dawn-dusk switches and lighting regulation systems
- Compliant with the UNI 10819 Standard and with the Italian regional laws on light pollution



KYRO 1
SR



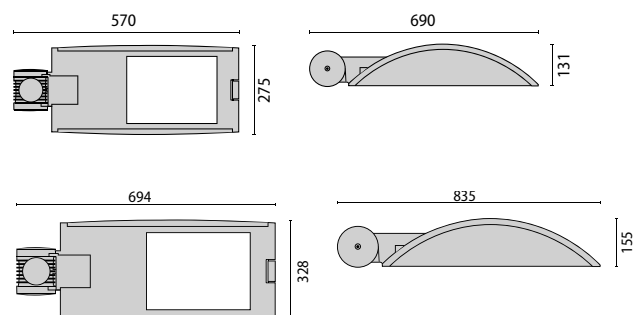
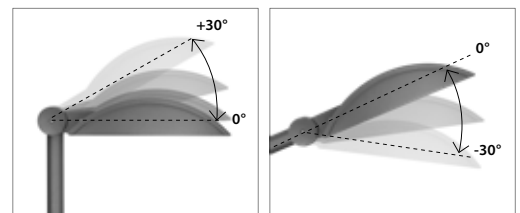
KYRO 1
A/W



KYRO 2
SR



KYRO 2
A/W



KYRO 1 SR

IK09 10J xx9

LAMPHOLDER	WATTAGE	CLASS		CRI	KELVIN	COS Ø ≥ 0,9	OPTIC	OPTIC BEAM	LIGHTSOURCE LUMEN OUTPUT	LUMINAIRE LUMEN OUTPUT	L	B	LIFETIME	COLOUR/ RAL	PART NUMBER
Fluorescent - electronic ballast 220/240 V 50/60 Hz															
GX24q-3/4	1x26/32/42 W	II		-	-	•	SR	-	-	-	-	-	-	●	05215196
Discharge - magnetic ballast 230 V 50 Hz															
E40 / ST-MT	1x150 W	II		-	-	•	SR	-	-	-	-	-	-	●	05214796
E40 / ST-MT	1x100 W	II		-	-	•	SR	-	-	-	-	-	-	●	05214696
E27 / ME	1x150 W	II		-	-	•	SR	-	-	-	-	-	-	●	05215096
E27 / ME	1x100 W	II		-	-	•	SR	-	-	-	-	-	-	●	05214996
E27 / ST	1x70 W	II		-	-	•	SR	-	-	-	-	-	-	●	05214596
E27 / ME	1x70 W	II		-	-	•	SR	-	-	-	-	-	-	●	05214896
E27 / SE / I	1x70 W	II		-	-	•	SR	-	-	-	-	-	-	●	05216196
E27 / ST	1x50 W	II		-	-	•	SR	-	-	-	-	-	-	●	05214496
Discharge - electronic ballast 220/240 V 50/60 Hz															
E40 / ST-MT	1x100 W	II		-	-	•	SR	-	-	-	-	-	-	●	05318496
E27 / ME	1x100 W	II		-	-	•	SR	-	-	-	-	-	-	●	05318696
E27 / ST-MT	1x70 W	II		-	-	•	SR	-	-	-	-	-	-	●	05318396
E27 / ME	1x70 W	II		-	-	•	SR	-	-	-	-	-	-	●	05318596
Discharge - automatic power reduction 230 V 50 Hz															
E40 / ST	1x150/100 W	II		-	-	•	SR	-	-	-	-	-	-	●	05295696
E40 / ST	1x100/70 W	II		-	-	•	SR	-	-	-	-	-	-	●	05319096
E27 / ST	1x70/50 W	II		-	-	•	SR	-	-	-	-	-	-	●	05318996
Discharge - pilot control power reduction 230 V 50 Hz															
E40 / ST	1x150/100 W	II		-	-	•	SR	-	-	-	-	-	-	●	05295796
E40 / ST	1x100/70 W	II		-	-	•	SR	-	-	-	-	-	-	●	05318896
E27 / ST	1x70/50 W	II		-	-	•	SR	-	-	-	-	-	-	●	05318796



Ø 42 - Ø 60

KYRO 1-D76 SR

IK09 10J xx9

LAMPHOLDER	WATTAGE	CLASS		CRI	KELVIN	COS Ø ≥ 0,9	OPTIC	OPTIC BEAM	LIGHTSOURCE LUMEN OUTPUT	LUMINAIRE LUMEN OUTPUT	L	B	LIFETIME	COLOUR/ RAL	PART NUMBER
Fluorescent - electronic ballast 220/240 V 50/60 Hz															
GX24q-3/4	1x26/32/42 W	II		-	-	•	SR	-	-	-	-	-	-	●	05307396
Discharge - magnetic ballast 230 V 50 Hz															
E40 / ST-MT	1x150 W	II		-	-	•	SR	-	-	-	-	-	-	●	05306896
E40 / ST-MT	1x100 W	II		-	-	•	SR	-	-	-	-	-	-	●	05306796
E27 / ME	1x150 W	II		-	-	•	SR	-	-	-	-	-	-	●	05307296
E27 / ME	1x100 W	II		-	-	•	SR	-	-	-	-	-	-	●	05307196
E27 / ST	1x70 W	II		-	-	•	SR	-	-	-	-	-	-	●	05306696
E27 / SE / I	1x70 W	II		-	-	•	SR	-	-	-	-	-	-	●	05306996
E27 / ME	1x70 W	II		-	-	•	SR	-	-	-	-	-	-	●	05307096
E27 / ST	1x50 W	II		-	-	•	SR	-	-	-	-	-	-	●	05306596
Discharge - electronic ballast 220/240 V 50/60 Hz															
E40 / ST-MT	1x100 W	II		-	-	•	SR	-	-	-	-	-	-	●	05320196
E27 / ME	1x100 W	II		-	-	•	SR	-	-	-	-	-	-	●	05320396
E27 / ST-MT	1x70 W	II		-	-	•	SR	-	-	-	-	-	-	●	05320096
E27 / ME	1x70 W	II		-	-	•	SR	-	-	-	-	-	-	●	05320296
Discharge - automatic power reduction 230 V 50 Hz															
E40 / ST	1x150/100 W	II		-	-	•	SR	-	-	-	-	-	-	●	05320996
E40 / ST	1x100/70 W	II		-	-	•	SR	-	-	-	-	-	-	●	05320896
E27 / ST	1x70/50 W	II		-	-	•	SR	-	-	-	-	-	-	●	05320796
Discharge - pilot control power reduction 230 V 50 Hz															
E40 / ST	1x150/100 W	II		-	-	•	SR	-	-	-	-	-	-	●	05320696
E40 / ST	1x100/70 W	II		-	-	•	SR	-	-	-	-	-	-	●	05320596
E27 / ST	1x70/50 W	II		-	-	•	SR	-	-	-	-	-	-	●	05320496



Ø 76

KYRO 1 A/W

IK09 10J xx9

LAMPHOLDER	WATTAGE	CLASS		CRI	KELVIN	COS Ø ≥ 0,9	OPTIC	OPTIC BEAM	LIGHTSOURCE LUMEN OUTPUT	LUMINAIRE LUMEN OUTPUT	L	B	LIFETIME	COLOUR/ RAL	PART NUMBER
Discharge - magnetic ballast 230 V 50 Hz															
RX7S / SD-MD	1x150 W	II		-	-	•	A55/W	-	-	-	-	-	-	●	05236496
RX7S / SD-MD	1x70 W	II		-	-	•	A55/W	-	-	-	-	-	-	●	05236396
Discharge - electronic ballast 220/240 V 50/60 Hz															
RX7S / MD	1x70 W	II		-	-	•	A55/W	-	-	-	-	-	-	●	05319196
RX7S / SD	1x70 W	II		-	-	•	A55/W	-	-	-	-	-	-	●	05319396
Discharge - automatic power reduction 230 V 50 Hz															
RX7S / SD	1x150/100 W	II		-	-	•	A55/W	-	-	-	-	-	-	●	05319796
RX7S / SD	1x70/50 W	II		-	-	•	A55/W	-	-	-	-	-	-	●	05319696
Discharge - pilot control power reduction 230 V 50 Hz															
RX7S / SD	1x150/100 W	II		-	-	•	A55/W	-	-	-	-	-	-	●	05319596
RX7S / SD	1x70/50 W	II		-	-	•	A55/W	-	-	-	-	-	-	●	05319496



Ø 42 - Ø 60

KYRO 1-D76 A/W

IK09 10J xx9

LAMPHOLDER	WATTAGE	CLASS	CRI	KELVIN	COS Φ $\geq 0,9$	OPTIC	OPTIC BEAM	LIGHTSOURCE LUMEN OUTPUT	LUMINAIRE LUMEN OUTPUT	L	B	LIFETIME	COLOUR/ RAL	PART NUMBER
Discharge - magnetic ballast 230 V 50 Hz														
RX7S / SD-MD	1x150 W	II	-	-	•	A55/W	-	-	-	-	-	-	●	05307896
RX7S / SD-MD	1x70 W	II	-	-	•	A55/W	-	-	-	-	-	-	●	05307796
Discharge - electronic ballast 220/240 V 50/60 Hz														
RX7S / MD	1x70 W	II	-	-	•	A55/W	-	-	-	-	-	-	●	05321096
RX7S / SD	1x70 W	II	-	-	•	A55/W	-	-	-	-	-	-	●	05321196
Discharge - automatic power reduction 230 V 50 Hz														
RX7S / SD	1x150/100 W	II	-	-	•	A55/W	-	-	-	-	-	-	●	05321596
RX7S / SD	1x70/50 W	II	-	-	•	A55/W	-	-	-	-	-	-	●	05321496
Discharge - pilot control power reduction 230 V 50 Hz														
RX7S / SD	1x150/100 W	II	-	-	•	A55/W	-	-	-	-	-	-	●	05321396
RX7S / SD	1x70/50 W	II	-	-	•	A55/W	-	-	-	-	-	-	●	05321296



KYRO 2 SR

IK08 7J xx5

LAMPHOLDER	WATTAGE	CLASS	CRI	KELVIN	COS Φ $\geq 0,9$	OPTIC	OPTIC BEAM	LIGHTSOURCE LUMEN OUTPUT	LUMINAIRE LUMEN OUTPUT	L	B	LIFETIME	COLOUR/ RAL	PART NUMBER
Discharge - magnetic ballast 230 V 50 Hz														
E40 / ST-MT	1x400 W	II	-	-	•	SR	-	-	-	-	-	-	●	05214196
E40 / ST-MT	1x250 W	II	-	-	•	SR	-	-	-	-	-	-	●	05214096
E40 / ST-MT	1x150 W	II	-	-	•	SR	-	-	-	-	-	-	●	05213996
Discharge - electronic ballast 220/240 V 50/60 Hz														
E40 / ST	1x250 W	II	-	-	•	SR	-	-	-	-	-	-	●	05321896
E40 / MT	1x250 W	II	-	-	•	SR	-	-	-	-	-	-	●	05321996
E40 / ST	1x150 W	II	-	-	•	SR	-	-	-	-	-	-	●	05321696
E40 / MT	1x150 W	II	-	-	•	SR	-	-	-	-	-	-	●	05321796
PGZ18	1x210 W	II	-	-	•	SR	-	-	-	-	-	-	●	05322096
Discharge - automatic power reduction 230 V 50 Hz														
E40 / ST	1x250/150 W	II	-	-	•	SR	-	-	-	-	-	-	●	05323196
E40 / ST	1x150/100 W	II	-	-	•	SR	-	-	-	-	-	-	●	05323096
Discharge - pilot control power reduction 230 V 50 Hz														
E40 / ST	1x250/150 W	II	-	-	•	SR	-	-	-	-	-	-	●	05322996
E40 / ST	1x150/100 W	II	-	-	•	SR	-	-	-	-	-	-	●	05322896



KYRO 2 A/W


IK08 7J xx5


LAMPHOLDER	WATTAGE	CLASS	CRI	KELVIN	COS Φ $\geq 0,9$	OPTIC	OPTIC BEAM	LIGHTSOURCE LUMEN OUTPUT	LUMINAIRE LUMEN OUTPUT	L	B	LIFETIME	COLOUR/ RAL	PART NUMBER
Discharge - magnetic ballast 230 V 50 Hz														
RX7S / ST-MT	1x150 W	II	-	-	•	A55/W	-	-	-	-	-	-	●	05237496
Fc2 / SD-MD	1x400 W	II	-	-	•	A55/W	-	-	-	-	-	-	●	05237796
Fc2 / MD	1x250 W	II	-	-	•	A55/W	-	-	-	-	-	-	●	05237596
Fc2 / SD	1x250 W	II	-	-	•	A55/W	-	-	-	-	-	-	●	05237696
Discharge - electronic ballast 220/240 V 50/60 Hz														
RX7S / SD	1x150 W	II	-	-	•	A55/W	-	-	-	-	-	-	●	05323296
RX7S / MD	1x150 W	II	-	-	•	A55/W	-	-	-	-	-	-	●	05323396
Fc2 / SD	1x250 W	II	-	-	•	A55/W	-	-	-	-	-	-	●	05323496
Fc2 / MD	1x250 W	II	-	-	•	A55/W	-	-	-	-	-	-	●	05323596
Discharge - automatic power reduction 230 V 50 Hz														
RX7S / SD	1x150/100 W	II	-	-	•	A55/W	-	-	-	-	-	-	●	05323896
Fc2 / SD	1x250/150 W	II	-	-	•	A55/W	-	-	-	-	-	-	●	05323996
Discharge - pilot control power reduction 230 V 50 Hz														
RX7S / SD	1x150/100 W	II	-	-	•	A55/W	-	-	-	-	-	-	●	05323696
Fc2 / SD	1x250/150 W	II	-	-	•	A55/W	-	-	-	-	-	-	●	05323796

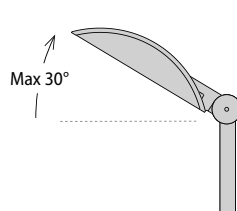


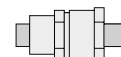
KYRO 1


max 7,6 kg


0,170 m²


0,068 m²




 M25x1,5
Ø 9-14

KYRO 2


max 12,8 kg


0,245 m²


0,095 m²

 H07RN-F 2x1,5
2x2,5 mm²

KYRO SOLUTION

OPTIONAL ACCESSORIES

DESCRIPTION	COLOR	PART NUMBER
KYRO		
Kit of 10 rubber sealing gasket for 1 no. flat cable 19x5.8mm.		14077920
Kit of 10 rubber sealing gaskets for up to 2 no. Ø8mm cables		14077820
KYRO SOLUTION / KYRO 1 - Ø 42 - Ø 60		
Wall mounting bracket L=310mm (Kyro1), in phospho-chromate and cataphoresispre-treated steel finished polyester painted.	●	14077596
KYRO SOLUTION / KYRO 2		
Wall mounting bracket 370mm (Kyro2), in phospho-chromate and cataphoresispre-treated steel finished polyester painted.	●	14077696
KYRO SOLUTION - Ø 42 - Ø 60		
Single 1200 mm extension arms, hot dipped galvanised steel, suitable for installation on Ø60mm pole top.		14077102
850mm steel extension arm finished complete with adjustable sliding aluminium pole clamp for Ø76-90mm poles.	●	14082096
Single 1200mm or twin (back to back) 2x1200mm extension arms, hot dipped galvanised steel, suitable for installation on Ø60mm pole top.		14077202
Galvanised, grey-paint finish, 1200mm single extension arm, suitable for installation on Ø60mm posts.	●	14088396
Single 1200mm or twin (back to back) 2x1200 mm extension arms, hot dipped galvanised steel finished , suitable for installation on Ø60mm pole top.	●	14088496
Single 1500 mm extension arms, phospho-chromate and cataphoresis pre-treated steel finished polyester painted. Aluminium pole top mounting joint suitable for Ø60 poles (with sleeve) or Ø76mm poles, available in horizontal or 25° inclined position.	●	14077396

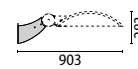
Single 1500mm or twin (back to back) 2x1500mm extension arms, phospho-chromate and cataphoresis pre-treated steel finished polyester painted. Aluminium pole top mounting joint suitable for Ø60 poles (with sleeve) or Ø76mm poles, available in horizontal or 25° inclined position.	●	14077496
2000mm extension arms in hot dipped galvanised tubular steel with aluminium joints finished available as single mounting options on Ø76÷115mm poles.	●	14138196
2000mm extension arms in hot dipped galvanised tubular steel with aluminium joints finished available as twin 180° and 120° (back to back) mounting options on Ø76÷115mm poles.	●	14138296
2000mm extension arms in hot dipped galvanised tubular steel with aluminium joints finished available as three 120° mounting options on Ø76÷115mm poles.	●	14138396
Hot dipped galvanised steel brackets suitable for installing single fittings (back to Back) on Ø80-120mm poles. Complete with fixing rods and nuts, requires poles to be drilled.		14081902
Hot dipped galvanised steel brackets suitable for installing single or twin fittings (back to Back) on Ø80-120mm poles. Complete with fixing rods and nuts, requires poles to be drilled.		14084202
Hot dipped galvanised steel finished matt grey brackets suitable for installing single or twin fittings (back to Back) on Ø80÷120mm poles. Complete with fixing rods and M8 nuts, requires poles to be drilled.	●	14088696
Hot dipped galvanised steel finished matt grey brackets suitable for installing single or twin fittings (back to Back) on Ø80÷120mm poles. Complete with fixing rods and M8 nuts, requires poles to be drilled.	●	14088796



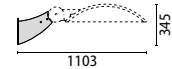
Complete unit (wall mount)

1A+1B = 2 codes

COMPONENTS	
A	Kyro luminaire
D	wall mount kit



KYRO 1
14077596



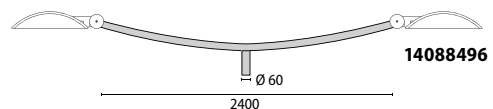
KYRO 2
14077696



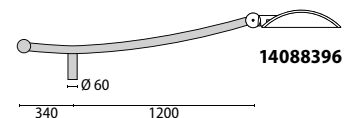
Complete unit

1A+1B = 2 codes

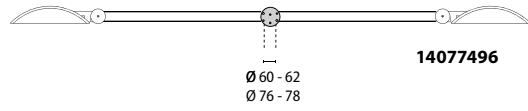
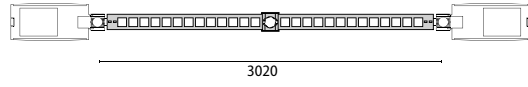
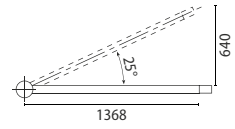
COMPONENTS	
A	Kyro luminaire
B	Arm



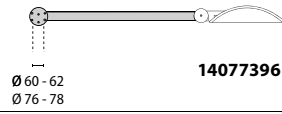
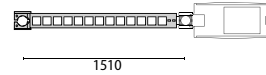
14088496



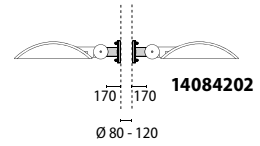
14088396



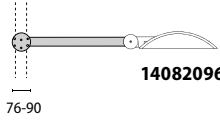
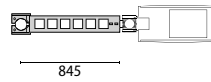
14077496



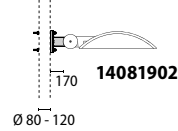
14077396



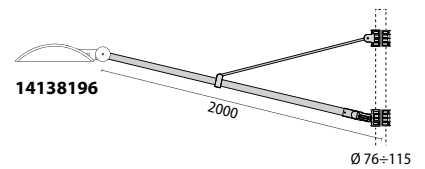
14084202



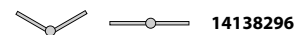
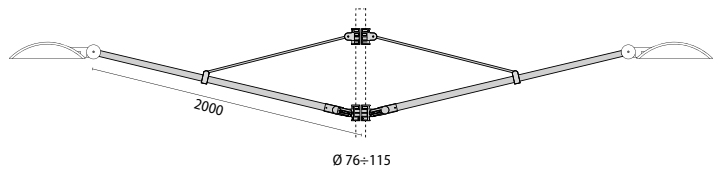
14082096



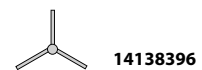
14081902



14138196



14138296



14138396