


SQUADRO

wallwasher

xal.com/squadro



Quickinfo

GENERAL

tracklight

IP 20, IP 40

quick installation

LED

COB LED module

up to 14240lm

up to 119lm/W

3000K, 4000K

CRI ≥ 80

Binning initial ≤ 3 MacAdam

ESTIMATED LED LIFETIME

L80/50000h

OPTICAL

direct light 100%

PMMA/aluminium coated reflector
shelf/wall floor washer

ELECTRICAL

220–240V

non DIM, DIM DALI

PHYSICAL

aluminium

powder-coated


white

Description


DE Stromschienstrahler aus Aluminiumdruckguss in 2 verschiedenen Varianten (4-flammig bzw. 2x4-flammig) und mit 2 verschiedenen Lichtmodulen (für shelf floor washer und wall floor washer); Oberfläche weiß oder schwarz pulverbeschichtet; Gangzonenstrahler mit speziellen Multi-Freiformflächenreflektoren mit Facettenoptik zur äußerst präzisen Lichtlenkung; punktgenaue Regal- und Gangzonenausleuchtung, optimale Längsentblendung für hohen Sehkomfort in der Gangzone, einstellbare Lichtmodule mit Verriegelung; Kühlkörper in Leuchtengeometrie für optimales Thermomanagement und passive Kühlung der LEDs integriert; COB (Chip on Board) Technologie für höchste Effizienz; energieeffiziente LEDs mit sehr guter Farbwiedergabe; Binning initial ≤ 3 MacAdam; lieferbar in den Lichtfarben 3000K und 4000K; CRI ≥ 80; min. 80% des Lichtstromes nach 50000h Lebensdauer; Schutzart IP 20; IP 40-Schutzglas als Zubehör erhältlich; SK I; optional DALI-dimbar

EN Track light in die cast aluminium in two different types (4 lamps or 2x4 lamps) and with 2 types of light modules (for shelf floor washer and wall floor washer); surface powder coated in white or black; aisle spotlight with special, multi-free-form, facet effect surface reflectors for high precision light control; precise shelf and aisle zone lighting, optimum longitudinal glare control for high viewing comfort in the aisle zone, adjustable light modules with interlock; heat sink integrated into luminaire geometry for optimum thermal management and passive cooling of LEDs; COB (Chip on Board) technology for maximum efficiency; energy-efficient LEDs with very good colour rendering; binning initial ≤ 3 MacAdam; available in the light colours 3000K and 4000K; CRI ≥ 80; min. 80% of the luminous flux after 50000hours; protection class IP 20; IP 40 protection glass available as an accessory; PC I; optional DALI dimmable


Features



microfaceting



+15° up to -15° tiltable



adjustable light module

Standard configuration

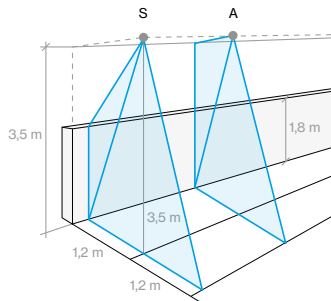
COLOUR TEMPERATURE ⬢⬢
3000K 5

CONTROL ⬢
non DIM 1

MATERIAL COLOUR
white 7



REFLECTOR ▲
shelf floor washer S
wall floor washer A



Extended configuration

COLOUR TEMPERATURE ⬢⬢
4000K 6

CONTROL ⬢
DIM DALI 3

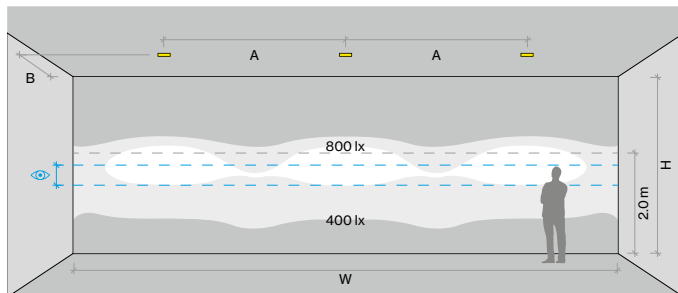
MATERIAL COLOUR ■
black 8



+5% surcharges

Technical data

SQUADRO shelf floor washer, +5° tilt, 53W, 3000K



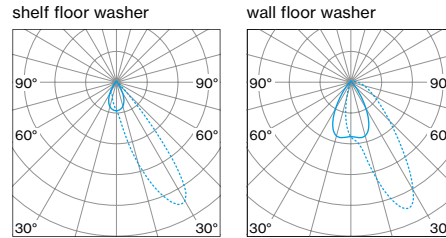
ROOM VALUES		CALCULATION SURFACE	
Wall dimensions	H = 3.5 m W = 10.8 m	Surface dimensions	10.8 × 3.5 m
Distance to wall	B = 1.3 m	Surface height	0 – 3.5 m
Distance between spotlights	A = 3.6 m	Eye level	1.35 m – 1.75 m
Aisle width	2.6 m		
Reflection factor	0.7 0.7 0.2		
Maintenance factor	0.9		

SQUADRO 4 lamps, wallwasher



SYSTEM POWER	COLOUR TEMP.	LUMINOUS FLUX	ORDER CODE
53W	3000K 4000K	6040lm 6300lm	0 4 9 - 2 2 3 1 ⬢⬢▲

LIGHT DISTRIBUTION

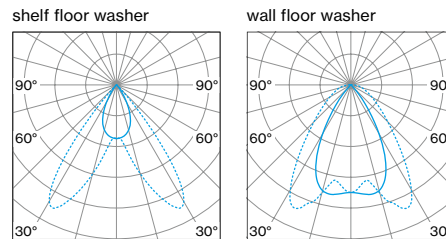


SQUADRO 2 × 4 lamps, wallwasher



SYSTEM POWER	COLOUR TEMP.	LUMINOUS FLUX	ORDER CODE
2x61W	3000K 4000K	13650lm 14240lm	0 4 9 - 2 2 4 1 ⬢⬢▲

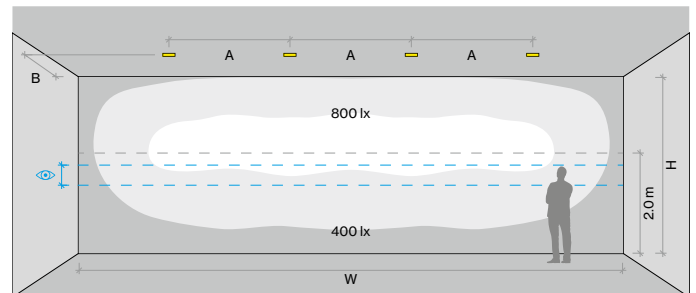
LIGHT DISTRIBUTION



Optical accessories

TYPE	ORDER CODE
IP 40 protection glass - single-sided output	0 4 9 - 2 9 3 0 0 1 0
IP 40 protection glass - double-sided output	0 4 9 - 2 9 4 0 0 1 0

SQUADRO wall floor washer, +5° tilt, 53W, 3000K



ROOM VALUES		CALCULATION SURFACE	
Wall dimensions	H = 3.5 m W = 10.8 m	Surface dimensions	10.8 × 3.5 m
Distance to wall	B = 1.3 m	Surface height	0 – 3.5 m
Distance between spotlights	A = 2.4 m	Eye level	1.35 m – 1.75 m
Aisle width	2.6 m		
Reflection factor	0.7 0.7 0.2		
Maintenance factor	0.9		

Inspiration

Vitalia health food store
Munich, Germany

PRODUCT
TRACK 3-phase surface
SQUADRO wallwasher



