


LUCEO (LED)














SURFACE-MOUNTED
AND SUSPENDED
LUMINAIRES



FILIGREE SURFACE-MOUNTED AND SUSPENDED LUMINAIRE

- Can be used either as a single luminaire or as part of a continuous line, two different luminous flux packages (4000 lm/6300 lm) for flexible adaptation to a diversity of framework conditions.
- Uniform and therefore glare-free light distribution ensures outstanding quality of light and high visual comfort.
- Perfect for refurbishing existing Luceo T5 lighting installations due to use of already existing suspension points and continuous line connectors.




-  
-  
-  
-  ✓
-   
-  > 50,000 h
-  switchable and dimmable (DALI), switchable
-  ActiLume control device and sensor unit, EnOcean-standard radio receiver

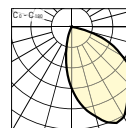
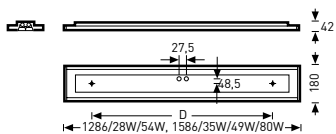

Fine-prism structures for all-round glare reduction



Continuous line versions for high flexibility



Surface-mounted luminaires with RAX wallwasher reflector



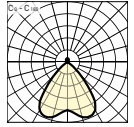
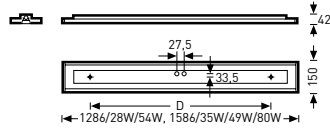
D: 900/28W/54W, 1200/35W/49W/80W



Reference	TOC	...EDD	...E		EEC	≈kg
White						
• Luceo D RAX 128/54...01	49 015...	...07	...04	1 x 28/54	A+/A/B/C	4.3
Luceo D RAX 135/49/80...01	49 016...	...07	...04	1 x 35/49/80	A+/A/B/C	5.3
Silver-grey						
Luceo D RAX 128/54...03	49 013...	...07	...04	1 x 28/54	A+/A/B/C	4.3
Luceo D RAX 135/49/80...03	49 014...	...07	...04	1 x 35/49/80	A+/A/B/C	5.3

• IK02/0.2 J 850 °C

Surface-mounted luminaires with highly specular ultra-low cross-section louvre UXP-H



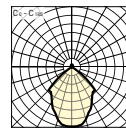
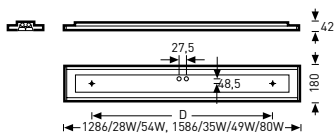
D: 900/28W/54W, 1200/35W/49W/80W



Reference	TOC	...EDD	...E		EEC	=kg
White						
• Luceo D UXP-H 128/54...01	49 005...	...07	...04	1 x 28/54	A+/A/B/C	3.7
Luceo D UXP-H 135/49/80...01	49 006...	...07	...04	1 x 35/49/80	A+/A/B/C	4.4
Silver-grey						
Luceo D UXP-H 128/54...03	48 997...	...07	...04	1 x 28/54	A+/A/B/C	3.7
Luceo D UXP-H 128/54...+ActiM 03	59 903...	...07	-	1 x 28/54	A+/A/B/C	5.0
Luceo D UXP-H 135/49/80...03	48 998...	...07	...04	1 x 35/49/80	A+/A/B/C	4.4
Luceo D UXP-H 135/49/80...+ActiM 03	59 905...	...07	-	1 x 35/49/80	A+/A/B/C	5.3

• IK02/0.2 J 850 °C

Surface-mounted luminaires with highly specular ultra-low cross-section louvre UXP-H



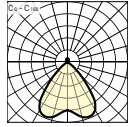
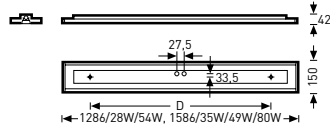
D: 900/28W/54W, 1200/35W/49W/80W



Reference	TOC	...EDD	...E		EEC	≈kg
White						
• Luceo D UXP-H 228/54...01	49 007...	...07	...04	2 x 28/54	A+/A/B/C	4.2
Luceo D UXP-H 235/49...01	49 008...	...07	...04	2 x 35/49	A+/A/B	5.3
Luceo D UXP-H 280...01	45 857...	...07	...04	2 x 80	A+/A/B/C	5.2
Silver-grey						
Luceo D UXP-H 228/54...03	48 999...	...07	...04	2 x 28/54	A+/A/B/C	4.2
Luceo D UXP-H 235/49...03	49 000...	...07	...04	2 x 35/49	A+/A/B	5.2
Luceo D UXP-H 280...03	45 858...	...07	...04	2 x 80	A+/A/B/C	5.2

• IK02/0.2 J 850 °C

Surface-mounted luminaires with UXP-S semi-specular, ultra-low cross-section louvre



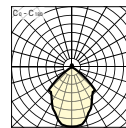
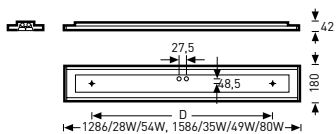
D: 900/28W/54W, 1200/35W/49W/80W



Reference	TOC	...EDD	...E		EEC	=kg
White						
• Luceo D UXP-S 128/54...01	49 009...	...07	...04	1 x 28/54	A+/A/B/C	3.7
Luceo D UXP-S 135/49/80...01	49 010...	...07	...04	1 x 35/49/80	A+/A/B/C	4.7
Silver-grey						
Luceo D UXP-S 128/54...03	49 001...	...07	...04	1 x 28/54	A+/A/B/C	3.7
Luceo D UXP-S 135/49/80...03	49 002...	...07	...04	1 x 35/49/80	A+/A/B/C	4.7

• IK02/0.2 J 850 °C

Surface-mounted luminaires with UXP-S semi-specular, ultra-low cross-section louvre



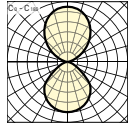
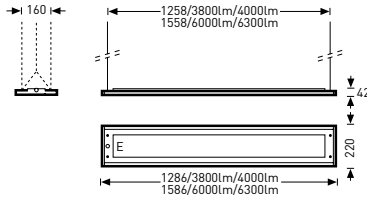
D: 900/28W/54W, 1200/35W/49W/80W



Reference	TOC	...EDD	...E		EEC	≈kg
White						
• Luceo D UXP-S 228/54...01	49 011...	...07	...04	2 x 28/54	A+/A/B/C	4.2
Luceo D UXP-S 235/49...01	49 012...	...07	...04	2 x 35/49	A+/A/B	5.2
Luceo D UXP-S 280...01	45 877...	-	...04	2 x 80	A+/A/B/C	5.2
Silver-grey						
Luceo D UXP-S 228/54...03	49 003...	...07	...04	2 x 28/54	A+/A/B/C	4.2
Luceo D UXP-S 235/49...03	49 004...	...07	...04	2 x 35/49	A+/A/B	5.2
Luceo D UXP-S 280...03	45 878...	...07	...04	2 x 80	A+/A/B/C	4.4

• IK02/0.2 J 850 °C

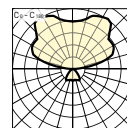
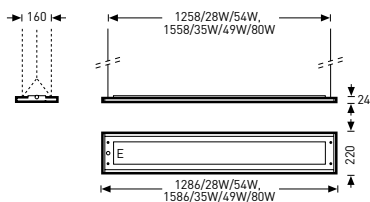
Suspended LED luminaires with CDP fine-prism structure



Reference	TOC	...ETDD	...ET		EEC	W	=kg
Silver-grey							
• Luceo H CDP LED 3800-830...03	63 019...	...51	...40	3800 lm	A++/A+/A	40	6.4
Luceo H CDP LED 4000-840...03	63 020...	...51	...40	4000 lm	A++/A+/A	40	6.4
Luceo H CDP LED 4000-840...+ACTIM 03	63 021...	...51	-	4000 lm	A++/A+/A	40	6.5
Luceo H CDP LED 6000-830...03	63 022...	...51	...40	6000 lm	A++/A+/A	63	7.7
Luceo H CDP LED 6300-840...03	63 023...	...51	...40	6300 lm	A++/A+/A	63	7.7
Luceo H CDP LED 6300-840...+ACTIM 03	63 024...	...51	-	6300 lm	A++/A+/A	63	7.8

• IK02/0.2 J 650 °C

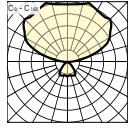
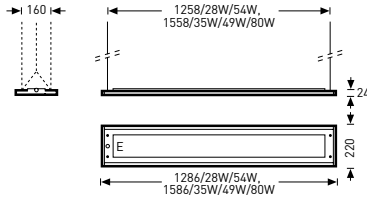
Suspended luminaires with CDP fine-prism structure



Reference	TOC	...EDD	...E		EEC	≈kg
White						
• Luceo H CDP 128/54...01	49 063...	...07	...04	1 x 28/54	A+/A/B/C	5.0
Luceo H CDP 135/49/80...01	49 064...	...07	...04	1 x 35/49/80	A+/A/B/C	6.1
Silver-grey						
Luceo H CDP 128/54...03	49 061...	...07	...04	1 x 28/54	A+/A/B/C	5.0
Luceo H CDP 128/54...+ActiM 03	59 900...	...07	-	1 x 28/54	A+/A/B/C	5.0
Luceo H CDP 135/49/80...03	49 062...	...07	...04	1 x 35/49/80	A+/A/B/C	6.1
Luceo H CDP 135/49/80...+ActiM 03	59 901...	...07	-	1 x 35/49/80	A+/A/B/C	6.1

• IK02/0.2 J 650 °C

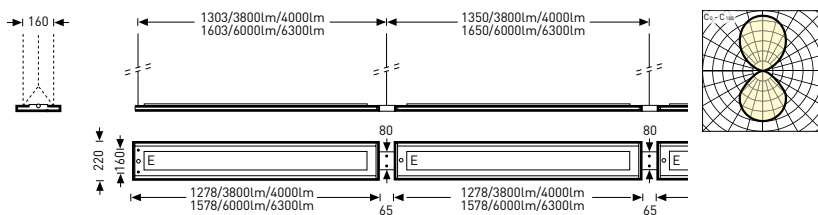
Suspended luminaires with CDP fine-prism structure



Reference	TOC	...EDD	...E		EEC	=kg
White						
• Luceo H CDP 228/54...01	49 067...	...07	...04	2 x 28/54	A+/A/B/C	5.0
Luceo H CDP 235/49...01	49 068...	...07	...04	2 x 35/49	A+/A/B	6.1
Luceo H CDP 280...01	46 855...	...07	...04	2 x 80	A+/A/B/C	6.1
Silver-grey						
Luceo H CDP 228/54...03	49 065...	...07	...04	2 x 28/54	A+/A/B/C	5.0
Luceo H CDP 235/49...03	49 066...	...07	...04	2 x 35/49	A+/A/B	6.1
Luceo H CDP 280...03	46 856...	...07	...04	2 x 80	A+/A/B/C	6.1

• IK02/0.2 J 650 °C

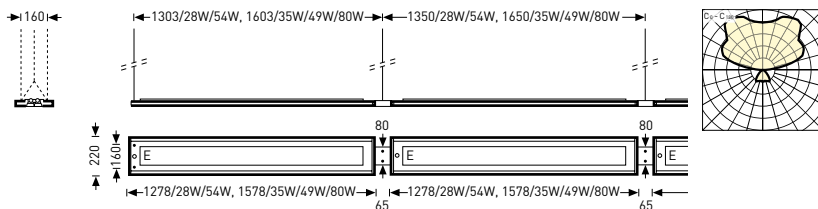
Suspended LED luminaires with CDP fine-prism structure



Reference	TOC	...ETDD	...ET		EEC	W	≈kg
Silver-grey							
• Luceo H-L CDP LED 3800-830...03	62 839...	...51	...40	3800 lm	A++/A+/A	40	6.5
Luceo H-L CDP LED 4000-840...03	62 840...	...51	...40	4000 lm	A++/A+/A	40	6.5
Luceo H-L CDP LED 4000-840...+ActiM 03	62 841...	...51	-	4000 lm	A++/A+/A	40	6.6
Luceo H-L CDP LED 6000-830...03	62 842...	...51	...40	6000 lm	A++/A+/A	63	7.8
Luceo H-L CDP LED 6300-840...03	62 843...	...51	...40	6300 lm	A++/A+/A	63	7.8
Luceo H-L CDP LED 6300-840...+ActiM 03	62 844...	...51	-	6300 lm	A++/A+/A	63	7.9

• IK02/0.2 J 650 °C

Suspended continuous line luminaires with CDP fine-prism structure

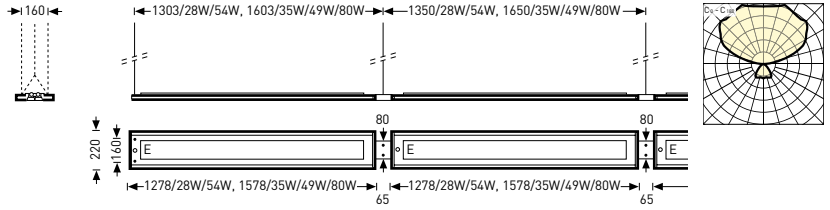


Reference ¹⁾	TOC	...EDD	...E		EEC	≈kg
White						
• Luceo H-L CDP 128/54...01	49 907...	...07	...04	1 x 28/54	A+/A/B/C	5.0
Luceo H-L CDP 135/49/80...01	49 908...	...07	...04	1 x 35/49/80	A+/A/B/C	5.0
Silver-grey						
Luceo H-L CDP 128/54...03	49 912...	...07	...04	1 x 28/54	A+/A/B/C	6.1
Luceo H-L CDP 135/49/80...03	49 913...	...07	...04	1 x 35/49/80	A+/A/B/C	6.1

¹⁾Please order end caps for continuous line ends separately

• IK02/0.2 J 650 °C

Suspended continuous line luminaires with CDP fine-prism structure

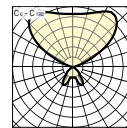
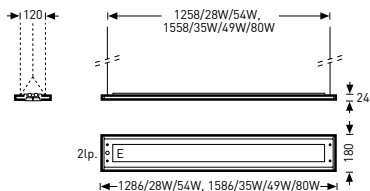


Reference ¹⁾	TOC	...EDD	...E		EEC	=kg
White						
• Luceo H-L CDP 228/54...01	49 909...	...07	...04	2 x 28/54	A+/A/B/C	5.0
Luceo H-L CDP 235/49...01	49 910...	...07	...04	2 x 35/49	A+/A/B	6.1
Luceo H-L CDP 280...01	49 911...	...07	...04	2 x 80	A+/A/B/C	6.1
Silver-grey						
Luceo H-L CDP 228/54...03	49 914...	...07	...04	2 x 28/54	A+/A/B/C	5.0
Luceo H-L CDP 235/49...03	49 915...	...07	...04	2 x 35/49	A+/A/B	6.1
Luceo H-L CDP 235/49/80...+ActiM 03	52 402...	...07	-	2 x 35/49/80	A+/A/B/C	6.5
Luceo H-L CDP 280...03	49 916...	...07	...04	2 x 80	A+/A/B/C	6.1

¹⁾Please order end caps for continuous line ends separately

• IK02/0.2 J 650 °C

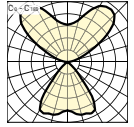
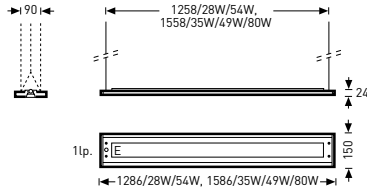
Suspended workzone luminaires with UXP-AD ultra-low cross-section workzone louvre



Reference	TOC	...EDD	...E		EEC	≈kg
White						
• Luceo H UXP-AD 228/54...01	49 035...	...07	...04	2 x 28/54	A+/A/B/C	4.2
Luceo H UXP-AD 235/49...01	49 036...	...07	...04	2 x 35/49	A+/A/B	5.4
Luceo H UXP-AD 280...01	45 735...	...07	...04	2 x 80	A+/A/B/C	5.4
Silver-grey						
Luceo H UXP-AD 228/54...03	49 033...	...07	...04	2 x 28/54	A+/A/B/C	4.2
Luceo H UXP-AD 228/54...+ActiM 03	59 904...	...07	-	2 x 28/54	A+/A/B/C	3.9
Luceo H UXP-AD 235/49...03	49 034...	...07	...04	2 x 35/49	A+/A/B	5.4
Luceo H UXP-AD 235/49/80...+ActiM 03	51 080...	...07	-	2 x 35/49/80	A+/A/B/C	5.4
Luceo H UXP-AD 280...03	45 736...	...07	...04	2 x 80	A+/A/B/C	5.4

• IK02/0.2 J 850 °C

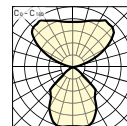
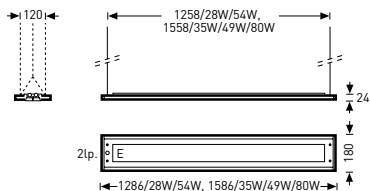
Suspended luminaires with highly specular ultra-low cross-section louvre UXP-H



Reference	TOC	...EDD	...E		EEC	=kg
White						
• Luceo H UXP-H 128/54...01	49 025...	...07	...04	1 x 28/54	A+/A/B/C	3.4
Luceo H UXP-H 135/49/80...01	49 026...	...07	...04	1 x 35/49/80	A+/A/B/C	4.1
Silver-grey						
Luceo H UXP-H 128/54...03	49 017...	...07	...04	1 x 28/54	A+/A/B/C	3.4
Luceo H UXP-H 128/54...+ActiM 03	59 902...	...07	-	1 x 28/54	A+/A/B/C	3.6
Luceo H UXP-H 135/49/80...03	49 018...	...07	...04	1 x 35/49/80	A+/A/B/C	4.1
Luceo H UXP-H 135/49/80...+ActiM 03	56 432...	...07	-	1 x 35/49/80	A+/A/B/C	4.3
Luceo H UXP-H 135/49/80...+EOM 03	60 030...	...07	-	1 x 35/49/80	A+/A/B/C	3.9

• IK02/0.2 J 850 °C

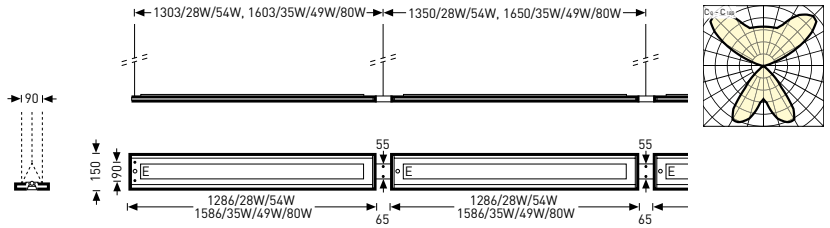
Suspended luminaires with highly specular ultra-low cross-section louvre UXP-H



Reference	TOC	...EDD	...E		EEC	≈kg
White						
• Luceo H UXP-H 228/54...01	49 027...	...07	...04	2 x 28/54	A+/A/B/C	3.9
Luceo H UXP-H 235/49...01	49 028...	...07	...04	2 x 35/49	A+/A/B	4.9
Luceo H UXP-H 280...01	45 898...	...07	...04	2 x 80	A+/A/B/C	4.9
Silver-grey						
Luceo H UXP-H 228/54...03	49 019...	...07	...04	2 x 28/54	A+/A/B/C	3.9
Luceo H UXP-H 228/54...+ActiM 03	50 460...	...07	-	2 x 28/54	A+/A/B/C	3.9
Luceo H UXP-H 235/49...03	49 020...	...07	...04	2 x 35/49	A+/A/B	4.9
Luceo H UXP-H 235/49/80...+ActiM 03	51 113...	...07	-	2 x 35/49/80	A+/A/B/C	4.9
Luceo H UXP-H 280...03	45 899...	...07	...04	2 x 80	A+/A/B/C	4.9

• IK02/0.2 J 850 °C

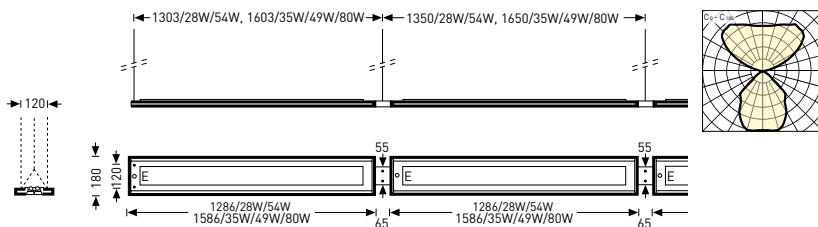
Suspended continuous line luminaires with highly specular ultra-low cross-section louvre UXP-H




Reference	TOC	...EDD	...E		EEC	=kg
White						
• Luceo H-L UXP-H 128/54...01	49 045...	...07	...04	1 x 28/54	A+/A/B/C	3.4
Luceo H-L UXP-H 135/49/80...01	49 046...	...07	...04	1 x 35/49/80	A+/A/B/C	4.1
Silver-grey						
Luceo H-L UXP-H 128/54...03	49 037...	...07	...04	1 x 28/54	A+/A/B/C	3.4
Luceo H-L UXP-H 135/49/80...03	49 038...	...07	...04	1 x 35/49/80	A+/A/B/C	4.1

• IK02/0.2 J 850 °C

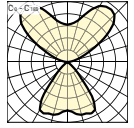
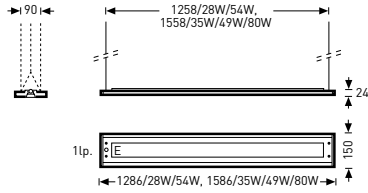
Suspended continuous line luminaires with highly specular ultra-low cross-section louvre UXP-H



Reference	TOC	...EDD	...E		EEC	≈kg
White						
• Luceo H-L UXP-H 228/54...01	49 047...	...07	...04	2 x 28/54	A+/A/B/C	3.9
Luceo H-L UXP-H 235/49...01	49 048...	...07	...04	2 x 35/49	A+/A/B	4.9
Luceo H-L UXP-H 280...01	46 885...	...07	...04	2 x 80	A+/A/B/C	4.9
Silver-grey						
Luceo H-L UXP-H 228/54...03	49 039...	...07	...04	2 x 28/54	A+/A/B/C	3.9
Luceo H-L UXP-H 235/49...03	49 040...	...07	...04	2 x 35/49	A+/A/B	4.9
Luceo H-L UXP-H 280...03	46 886...	...07	...04	2 x 80	A+/A/B/C	4.9

• IK02/0.2 J 850 °C

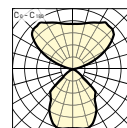
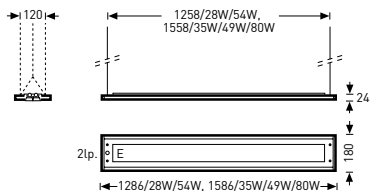
Suspended luminaires with UXP-S semi-specular, ultra-low cross-section louvre



Reference	TOC	...EDD	...E		EEC	=kg
White						
• Luceo H UXP-S 128/54...01	49 029...	...07	...04	1 x 28/54	A+/A/B/C	3.4
Luceo H UXP-S 135/49/80...01	49 030...	...07	...04	1 x 35/49/80	A+/A/B/C	4.1
Silver-grey						
Luceo H UXP-S 128/54...03	49 021...	...07	...04	1 x 28/54	A+/A/B/C	3.4
Luceo H UXP-S 135/49/80...03	49 022...	...07	...04	1 x 35/49/80	A+/A/B/C	4.1

• IK02/0.2 J 850 °C

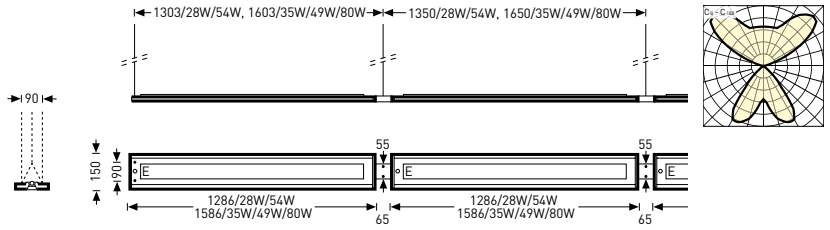
Suspended luminaires with UXP-S semi-specular, ultra-low cross-section louvre



Reference	TOC	...EDD	...E		EEC	≈kg
White						
• Luceo H UXP-S 228/54...01	49 031...	...07	...04	2 x 28/54	A+/A/B/C	3.9
Luceo H UXP-S 235/49...01	49 032...	...07	...04	2 x 35/49	A+/A/B	4.9
Luceo H UXP-S 280...01	45 918...	...07	...04	2 x 80	A+/A/B/C	4.9
Silver-grey						
Luceo H UXP-S 228/54...03	49 023...	...07	...04	2 x 28/54	A+/A/B/C	3.9
Luceo H UXP-S 235/49...03	49 024...	...07	...04	2 x 35/49	A+/A/B	4.9
Luceo H UXP-S 280...03	45 919...	...07	...04	2 x 80	A+/A/B/C	4.9

• IK02/0.2 J 850 °C

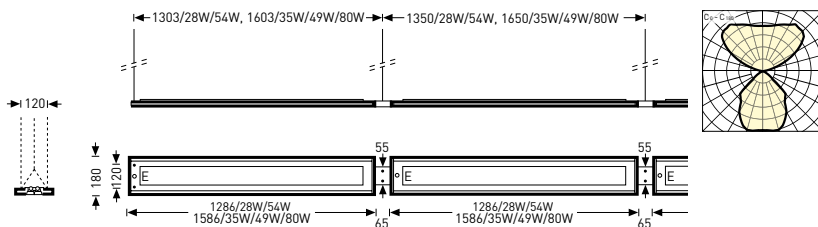
Suspended continuous line luminaires with UXP-S semi-specular, ultra-low cross-section louvre



Reference	TOC	...EDD	...E		EEC	=kg
White						
• Luceo H-L UXP-S 128/54...01	49 049...	...07	...04	1 x 28/54	A+/A/B/C	3.4
Luceo H-L UXP-S 135/49/80...01	49 050...	...07	...04	1 x 35/49/80	A+/A/B/C	4.1
Silver-grey						
Luceo H-L UXP-S 128/54...03	49 041...	...07	...04	1 x 28/54	A+/A/B/C	3.4
Luceo H-L UXP-S 135/49/80...03	49 042...	...07	...04	1 x 35/49/80	A+/A/B/C	4.1

• IK02/0.2 J 850 °C

Suspended continuous line luminaires with UXP-S semi-specular, ultra-low cross-section louvre



Reference	TOC	...EDD	...E		EEC	≈kg
White						
• Luceo H-L UXP-S 228/54...01	49 051...	...07	...04	2 x 28/54	A+/A/B/C	3.9
Luceo H-L UXP-S 235/49...01	49 052...	...07	...04	2 x 35/49	A+/A/B	4.9
Luceo H-L UXP-S 280...01	46 905...	...07	...04	2 x 80	A+/A/B/C	4.9
Silver-grey						
Luceo H-L UXP-S 228/54...03	49 043...	...07	...04	2 x 28/54	A+/A/B/C	3.9
Luceo H-L UXP-S 235/49...03	49 044...	...07	...04	2 x 35/49	A+/A/B	4.9
Luceo H-L UXP-S 235/49...+ActiM 03	50 588...	...07	-	2 x 35/49	A+/A/B	5.3
Luceo H-L UXP-S 280...03	46 906...	...07	...04	2 x 80	A+/A/B/C	4.9


• IK02/0.2 J 850 °C

End caps



Reference	TOC	Accessory description	=kg
Luceo ZKS/1/01	46 933 00	1 pair end caps for continuous line luminaires, of polycarbonate, snap-fits without tools, for 1-lamp UXP luminaires, white	0.1
Luceo ZKS/1/03	46 934 00	1 pair end caps for continuous line luminaires, of polycarbonate, snap-fits without tools, for 1-lamp UXP luminaires, silver-grey	0.1
Luceo ZKS/2/01	46 935 00	1 pair end caps for continuous line luminaires, of polycarbonate, snap-fits without tools, for 2-lamp UXP luminaires, white	0.1
Luceo ZKS/2/03	46 936 00	1 pair end caps for continuous line luminaires, of polycarbonate, snap-fits without tools, for 2-lamp UXP luminaires, silver-grey	0.1
Luceo ZKS/3/01	51 353 00	1 pair end caps for continuous line luminaires, of polycarbonate, snap-fits without tools, for 1- and 2-lamp CDP luminaires, white	0.1
Luceo ZKS/3/03	50 286 00	1 pair end caps for continuous line luminaires, of polycarbonate, snap-fits without tools, for 1- and 2-lamp CDP luminaires, silver-grey	0.1

Overhead reflectors



Reference	TOC	Accessory description	≈kg
Luceo ZDG/1/1200/01	46 019 00	Overhead reflector for Luceo suspended luminaires for increasing direct component, only for UXP versions, perforated, for 1-lamp luminaires, 28 W, 54 W, white	1.5
Luceo ZDG/1/1200/03	46 020 00	Overhead reflector for Luceo suspended luminaires for increasing direct component, only for UXP versions, perforated, for 1-lamp luminaires, 28 W, 54 W, silver grey	1.5
Luceo ZDG/1/1500/01	46 021 00	Overhead reflector for Luceo suspended luminaires for increasing direct component, only for UXP versions, perforated, for 1-lamp luminaires, 35 W, 49 W, 80 W, white	1.5
Luceo ZDG/1/1500/03	46 022 00	Overhead reflector for Luceo suspended luminaires for increasing direct component, only for UXP versions, perforated, for 1-lamp luminaires, 35 W, 49 W, 80 W, silver grey	1.5
Luceo ZDG/2/1200/01	46 023 00	Overhead reflector, perforated, for 2-lamp luminaires, 28 W, 54 W, white	0.6
Luceo ZDG/2/1200/03	46 024 00	Overhead reflector, perforated, for 2-lamp luminaires, 28 W, 54 W, silver grey	1.7
Luceo ZDG/2/1500/01	46 025 00	Overhead reflector, perforated, for 2-lamp luminaires, 35 W, 49 W, 80 W, white	1.6
Luceo ZDG/2/1500/03	46 026 00	Overhead reflector, perforated, for 2-lamp luminaires, 35 W, 49 W, 80 W, silver grey	1.6
Luceo ZDR/1/1200/01	46 907 00	Overhead reflector, closed, for 1-lamp luminaires, 28 W, 54 W, silver-grey	1.2
Luceo ZDR/1/1200/03	46 908 00	Overhead reflector, closed, for 1-lamp luminaires, 28 W, 54 W, silver-grey	1.2
Luceo ZDR/1/1500/01	46 909 00	Overhead reflector, closed, for 1-lamp luminaires, 35 W, 49 W, 80 W, white	1.5
Luceo ZDR/1/1500/03	46 910 00	Overhead reflector, closed, for 1-lamp luminaires, 35 W, 49 W, 80 W, silver-grey	1.5
Luceo ZDR/2/1200/01	46 031 00	Overhead reflector, closed, for 2-lamp luminaires, 28 W, 54 W, white	1.2
Luceo ZDR/2/1200/03	46 032 00	Overhead reflector, closed, for 2-lamp luminaires, 28 W, 54 W, silver-grey	1.2
Luceo ZDR/2/1500/01	46 033 00	Overhead reflector, closed, for 2-lamp luminaires, 35 W, 49 W, 80 W, white	1.5
Luceo ZDR/2/1500/03	46 034 00	Overhead reflector, closed, for 2-lamp luminaires, 35 W, 49 W, 80 W, silver-grey	1.5

Supply cables



Reference	TOC	Accessory description	=kg
Luceo ZZT/315/1000	46 915 00	Supply cable for continuous line luminaires, transparent, 3 x 1.5 mm ² , for suspension lengths up to 1000 mm	0.1
Luceo ZZT/315/2000	48 942 00	Supply cable for continuous line luminaires, transparent, 3 x 1.5 mm ² , for suspension lengths up to 2000 mm	0.2
Luceo ZZT/515/1000	46 916 00	Supply cable for continuous line luminaires, transparent, 5 x 1.5 mm ² , for suspension lengths up to 1000 mm	0.2
Luceo ZZT/515/2000	48 943 00	Supply cable for continuous line luminaires, transparent, 5 x 1.5 mm ² , for suspension lengths up to 2000 mm	0.3

Ceiling roses



Reference ¹⁾	TOC	Accessory description	=kg
ZAA/01 515	46 017 00	Ceiling rose, round, white	0.2
ZAA/03 515	46 018 00	Ceiling rose, for connecting the mains cable to ceiling outlets, round, silver grey, 1 piece	0.1
ZAE/01 515	46 917 00	Ceiling rose, square, white	0.2
ZAE/03 515	46 918 00	Ceiling rose, for connecting the mains cable to ceiling outlets, rectangular, silver grey, 1 piece	0.2

¹⁾Optional accessory, to be ordered separately.

Through-wirings



Reference	TOC	Accessory description	=kg
Luceo LED ZDV 315	63 045 00	Heat-resistant through-wiring for continuous line luminaires Luceo LED.	0.1
Luceo LED ZDV 515	63 044 00	Heat-resistant through-wiring for continuous line luminaires Luceo LED.	0.2
Luceo ZDV/315/28/54	46 911 00	Through-wiring for continuous line luminaires, heat-resistant, 3 x 1.5 mm ² , for 28 W, 54 W	0.1
Luceo ZDV/315/35/49/80	46 913 00	Through-wiring for continuous line luminaires, heat-resistant, 3 x 1.5 mm ² , for 35 W, 49 W, 80 W	0.1
Luceo ZDV/515/28/54	46 912 00	Through-wiring for continuous line luminaires, heat-resistant, 5 x 1.5 mm ² , for 28 W, 54 W	0.1
Luceo ZDV/515/35/49/80	46 914 00	Through-wiring for continuous line luminaires, heat-resistant, 5 x 1.5 mm ² , for 35 W, 49 W, 80 W	0.2

Nodes



Reference	TOC	Accessory description	≈kg
Luceo ZKP 01	46 931 00	Node for continuous line luminaires, for up to 4 branch-offs, continuously adjustable to angle of 90° to 160°, white, with integrated wire suspension for suspension lengths up to 1500 mm	0.6
Luceo ZKP 03	46 932 00	Node for continuous line luminaires, for up to 4 branch-offs, continuously adjustable to angle of 90° to 160°, silver-grey, with integrated wire suspension for suspension lengths up to 1500 mm	0.6

Wire suspensions



Reference	TOC	Accessory description	≈kg
ZS/1000	46 035 00	Wire suspension, 4-point, for suspension lengths up to 1000 mm	0.1
ZS/2000	46 036 00	Wire suspension, 4-point, for suspension lengths up to 2000 mm	0.1
ZST/1000	46 037 00	Wire suspension, 2-point, for suspension lengths up to 1000 mm	0.1
ZST/2000	46 038 00	Wire suspension, 2-point, for suspension lengths up to 2000 mm	0.1

Continuous line couplings



Reference	TOC	Accessory description	≈kg
Luceo ZLK/1/01	46 921 00	Continuous line coupling (wire suspensions to be ordered separately), for 1-lamp UXP luminaires, white	0.3
Luceo ZLK/1/03	46 922 00	Continuous line coupling (wire suspensions to be ordered separately), for 1-lamp UXP luminaires, silver-grey	0.3
Luceo ZLK/2/01	46 925 00	Continuous line coupling (wire suspensions to be ordered separately), for 2-lamp UXP luminaires, white	0.3
Luceo ZLK/2/03	46 926 00	Continuous line coupling (wire suspensions to be ordered separately), for 2-lamp UXP luminaires, silver-grey	0.3
Luceo ZLK/3/01	49 792 00	Continuous line coupling (wire suspensions to be ordered separately), for 1- and 2-lamp CDP luminaires, white	0.3
Luceo ZLK/3/03	49 793 00	Continuous line coupling (wire suspensions to be ordered separately), for 1- and 2-lamp CDP luminaires, silver-grey	0.3

Node couplings



Reference	TOC	Accessory description	=kg
Luceo LED ZKK/3/03	63 104 00	Node coupling, for connection of Luceo H-L LED... luminaires to Luceo ZKP... nodes, for LED luminaires, silver-grey	0.4
Luceo ZKK/1/01	46 927 00	Node coupling, for connection of Luceo H-L... luminaires to Luceo ZKP... nodes, for 1-lamp UXP luminaires, white	0.4
Luceo ZKK/1/03	46 928 00	Node coupling, for connection of Luceo H-L... luminaires to Luceo ZKP... nodes, for 1-lamp UXP luminaires, silver-grey	0.4
Luceo ZKK/2/01	46 929 00	Node coupling, for connection of Luceo H-L... luminaires to Luceo ZKP... nodes, for 2-lamp UXP luminaires, white	0.4
Luceo ZKK/2/03	46 930 00	Node coupling, for connection of Luceo H-L... luminaires to Luceo ZKP... nodes, for 2-lamp UXP luminaires, silver-grey	0.4
Luceo ZKK/3/01	49 794 00	Node coupling, for connection of Luceo H-L... luminaires to Luceo ZKP... nodes, for 1- and 2-lamp CDP luminaires, white	0.5
Luceo ZKK/3/03	49 795 00	Node coupling, for connection of Luceo H-L... luminaires to Luceo ZKP... nodes, for 1- and 2-lamp CDP luminaires, silver-grey	0.5