



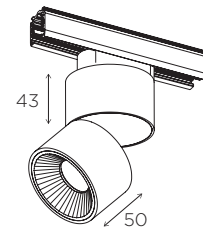
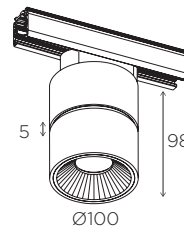
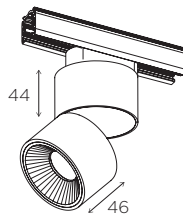
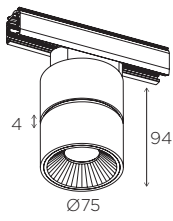
KLIMT S
REF. 20134

MAX 7 W | 27K - 573 lm | 3K - 609 lm
4K - 633 lm | 700 mA



KLIMT M
REF. 20135

MAX 10 W | 27K - 805 lm | 3K - 855 lm
4K - 888 lm | 500 mA



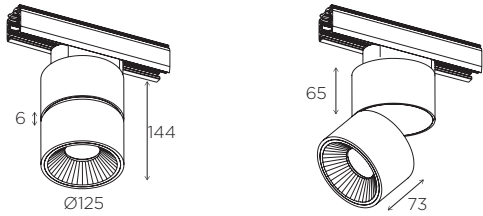
Tilting
Ajustable
90°

Oscillating
Oscilante
350°

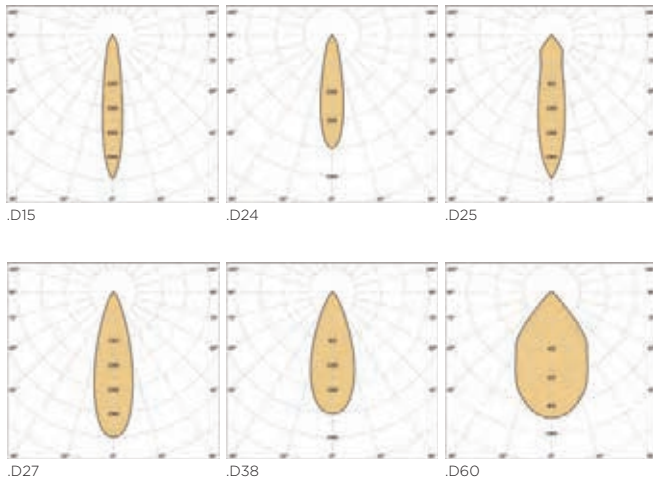


KLIMT L
REF. 20136

MAX 30 W | 27K - 2126 lm | 3K - 2238 lm
4K - 2331 lm | 700 mA



PHOTOMETRY - FOTOMETRÍA



You can find all photometry data in our web.
Puedes encontrar todas las fotometrías en nuestra web.

OTHER INSTALLATION - OTRA INSTALACIÓN

KLIMT S	.RF	PAG. 276	.SR	PAG. 198
KLIMT M	.RF	PAG. 278	.SR	PAG. 200
KLIMT L	.RF	PAG. 280	.SR	PAG. 202

Configuration: REF + #

Color finish - *Acabado*

White - *Blanco* .W Black - *Negro* .BK

Internal color finish - *Acabado interior*

White - *Blanco* -W Black - *Negro* -BK

Gold - *Oro* -G

Color Temperature - *Temperatura de color*

2700K .27K 3000K .3K

4000K .4K

Reflector

15° (KLIMT S) .D15 24° (KLIMT S) .D24

25° (KLIMT M) .D25 27° (KLIMT L) .D27

38° (ALL) .D38 60° (KLIMT L · M) .D60

Dimmable options - *Opciones de regulación*

1.10V .D1 DALI .DA



BPMLighting®
KLIMT
TRACK LIGHTS