


SQUADRO

wallwasher trim

xal.com/squadro



Quickinfo

GENERAL

recessed with trim
IP20, IP40
quick installation

LED

COB LED module
up to 14240lm
up to 117lm/W
3000K, 4000K
CRI ≥ 80
Binning initial ≤ 3 MacAdam

ESTIMATED LED LIFETIME

L80/50000h

OPTICAL

asymmetric illumination
PMMA/aluminium coated reflector
shelf/wall floor washer

ELECTRICAL

220–240V
non DIM, DIM DALI

PHYSICAL


aluminium
powder-coated
white

Description

DE Deckeneinbaustrahler aus Aluminiumdruckguss in 2 Größen, in verschiedenen Varianten (2-flammig, 4-flammig bzw. 2 × 4-flammig) und mit 2 verschiedenen Lichtmodulen (für shelf floor washer und wall floor washer); mit umlaufendem Rand; Oberfläche weiß pulverbeschichtet; werkzeuglose Montage mittels Schnappfederverschluss; Gangzonenstrahler mit speziellen Multi-Freiformflächenreflektoren mit Facettenoptik zur äußerst präzisen Lichtlenkung; punktgenaue Regal- und Gangzonenausleuchtung, optimale Längsentblendung für hohen Sehkomfort in der Gangzone, einstellbare Lichtmodule mit Verriegelung; (+20° bis -15° schwenkbar, Variante double-sided output: maximaler Schwenkbereich für eine Seite einstellbar); Kühlkörper in Leuchtengometrie für optimales Thermomanagement und passive Kühlung der LEDs integriert; COB (Chip on Board) Technologie für höchste Effizienz; energieeffiziente LEDs mit sehr guter Farbwiedergabe; Binning initial ≤ 3 MacAdam; lieferbar in den Lichtfarben 3000K und 4000K; CRI ≥ 80; min. 80% des Lichtstromes nach 50000h Lebensdauer; Schutzart IP20; IP40-Schutzglas als Zubehör erhältlich; SK II; optional DALI-dimmbar

EN Recessed ceiling spotlight in die cast aluminium in 2 sizes, in different types (2 lamps, 4 lamps or 2 × 4 lamps) and with 2 types of light modules (for shelf floor washer and wall floor washer); with trim; surface white powder coated; installation without tools using snap spring closure; aisle spotlight with special, multi-free-form, facet effect surface reflectors for high precision light control; precise shelf and aisle zone lighting, optimum longitudinal glare control for high viewing comfort in the aisle zone, adjustable light modules with interlock; (tiltable from +20° up to -15°, double-sided output variant: maximum swivel range adjustable for one side); heat sink integrated into luminaire geometry for optimum thermal management and passive cooling of LEDs; COB (Chip on Board) technology for maximum efficiency; energy-efficient LEDs with very good colour rendering; binning initial ≤ 3 MacAdam; available in the light colours 3000K and 4000K; CRI ≥ 80; min. 80% of the luminous flux after 50000 hours; protection class IP20; IP40 protection glass available as an accessory; PC II; optional DALI dimmable

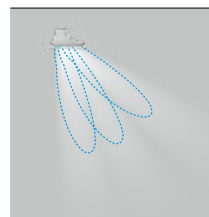
Features



microfaceting



+20° up to -15° tiltable



adjustable light module

Standard configuration

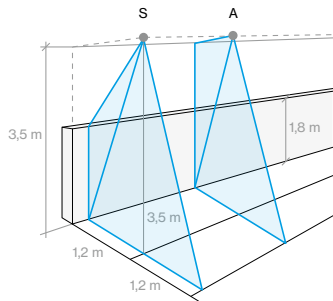
COLOUR TEMPERATURE ◆◆
3000K 5

CONTROL ◆
non DIM 1

MATERIAL COLOUR
white 7



REFLECTOR ▲
shelf floor washer S
wall floor washer A



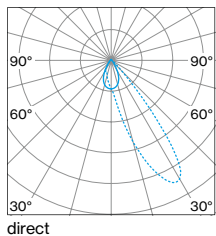
Extended configuration

COLOUR TEMPERATURE ◆◆
4000K 6

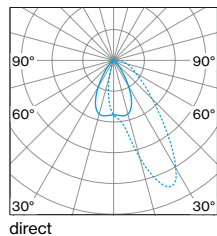
CONTROL ◆
DIM DALI 3

LIGHT DISTRIBUTION 4 LAMPS

shelf floor washer

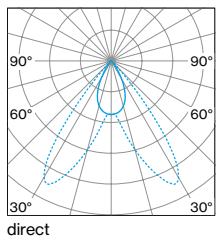


wall floor washer

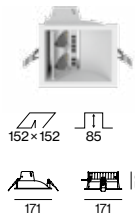
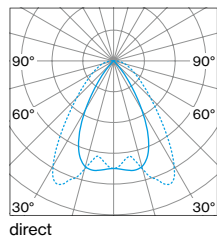


LIGHT DISTRIBUTION 2x4 LAMPS

shelf floor washer



wall floor washer



SQUADRO 2 lamps, wallwasher, trim



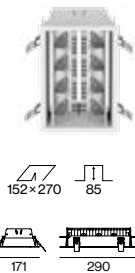
SYSTEM POWER	COLOUR TEMP.	LUMINOUS FLUX	ORDER CODE
30W	3000K	3410lm	0 4 9 - 2 0 1 1 ◆◆ 7 ▲
	4000K	3560lm	



SQUADRO 4 lamps, wallwasher, trim



SYSTEM POWER	COLOUR TEMP.	LUMINOUS FLUX	ORDER CODE
61W	3000K	6830lm	0 4 9 - 2 0 3 1 ◆◆ 7 ▲
	4000K	7120lm	



SQUADRO 2x4 lamps, wallwasher, trim



SYSTEM POWER	COLOUR TEMP.	LUMINOUS FLUX	ORDER CODE
2x61W	3000K	13650lm	0 4 9 - 2 0 4 1 ◆◆ 7 ▲
	4000K	14240lm	

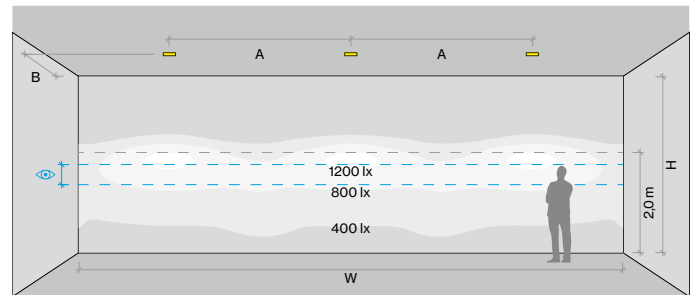
Optical accessories

IP 40 PROTECTION GLASS

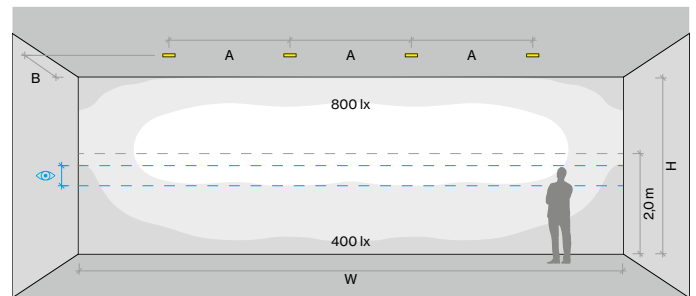
TYPE	ORDER CODE
2 lamps / single-sided output	0 4 9 - 2 9 1 0 0 1 0
4 lamps / single-sided output	0 4 9 - 2 9 3 0 0 1 0
2x4 lamps / double-sided output	0 4 9 - 2 9 4 0 0 1 0

Technical data

SQUADRO 4 lamps, wall shelf washer, trim, 61W, 3000K



SQUADRO 4 lamps, wall floor washer, trim, 61W, 3000K



ROOM VALUES

Wall dimensions	H = 3.5 m W = 10.8 m
Distance to wall	B = 1.3 m
Distance between Spotlights	A = 3.6 m
Aisle width	2.6 m
Reflection factor	0.7 0.7 0.2
Maintenance factor	0.9

CALCULATION SURFACE

Surface dimensions	10.8 x 3.5 m
Surface height	0 - 3.5 m
Eye level	1.35 m - 1.75 m