

MARA

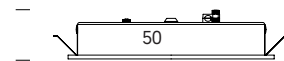
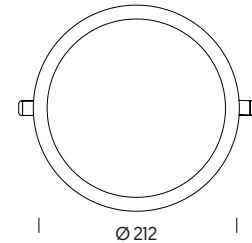
RECESSEDS



IP44 EXT

EN

Circular recessed steel spotlight, designed for high output LED boards. Frontal in steel and methacrylate. Special low-height design for installation in ceilings with restricted depth. Available in various outputs and colour temperatures.



850°

MARA



230V

≈ 15W

> 2000lm

MARA A 20 A • 4 A ..

≈ 23W

> 3000lm

MARA A 30 A • 4 A ..

McAdam C3 · >35.000 h. L90 / CRI >80

CONTROL



N

No Dimmable

MARA A .. **N** • • • ..

LED COLOUR TEMPERATURE



3

3000° K

MARA A .. • • **3** • • ..



4

4000° K

MARA A .. • • **4** • • ..

LED BEAM ANGLE



9

Expansive

MARA A .. • • • **9** • ..

LED COMPLEMENTS



A

Ice Difusser

MARA A .. • • • • **A** ..

COLOURS



WS

Satin White

MARA A .. • • • • • **WS**



BS

Satin Black

MARA A .. • • • • • **BS**



MARA MINI

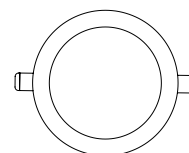
RECESSEDS



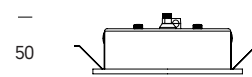
IP44 EXT

EN

Circular recessed steel spotlight, designed for high output LED boards. Frontal in steel and methacrylate. Special low-height design for installation in ceilings with restricted depth. Available in various colour temperatures.



| Ø 124 |




850°

MARA MINI

LED 230V ≈ 7W > 1000lm **MARM A 10 N • 9 A ..**

McAdam C3 · >38.000 h. L90 / CRI >80

CONTROL

 **N** No Dimmable MARM A .. **N**

LED COLOUR TEMPERATURE

 **3** 3000° K MARM A .. . **3**

 **4** 4000° K MARM A .. . **4**

LED BEAM ANGLE

 **9** Expansive MARM A **9** . ..

LED COMPLEMENTS

 **A** Ice Difusser MARM A **A** ..

COLOURS

 **WS** Satin White MARM A **WS**

 **BS** Satin Black MARM A **BS**