

# Cicada



Outdoor wall light manufactured in die-cast aluminium with double emission and a refined modern design. WallWasher effect. **It “floods” the wall with a soft light beam** enhancing the architectural structure. Glare is minimized thanks to a special black silk-screened glass.

**Passive heat dissipation**

Aluminium casing

**Light management**

Single or double emission version

**Installation by means of bracket**

fixing bracket for installation on walls



Cicada\_LV | Wall light | 180-300 V | powerLED 6 W 630 mA



type

White	CRI 80	<b>97290</b>
Black	CRI 80	<b>97291</b>
Grey	CRI 80	<b>97292</b>

colour

3000 K	624 lm	<b>W</b>
4000 K	666 lm	<b>N</b>
5000 K	759 lm	<b>C</b>

optic

15°	<b>15</b>
30°	<b>30</b>
60°	<b>60</b>
Wall W.	<b>25</b>

Cicada\_LV | Wall light | 180-300 V | powerLED 12 W 630 mA



type

White	CRI 80	<b>97293</b>
Black	CRI 80	<b>97294</b>
Grey	CRI 80	<b>97295</b>

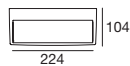
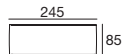
colour

3000 K	1248 lm	<b>W</b>
4000 K	1332 lm	<b>N</b>
5000 K	1518 lm	<b>C</b>

optic

15°	<b>15</b>
30°	<b>30</b>
60°	<b>60</b>
Wall W.	<b>25</b>

Cicada\_LV | Wall light | 180-300 V | powerLEDs 12 W 630 mA



type

White	CRI 80	<b>97302</b>
Black	CRI 80	<b>97303</b>
Grey	CRI 80	<b>97304</b>

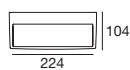
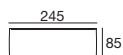
colour

3000 K	1248 lm	<b>W</b>
4000 K	1332 lm	<b>N</b>
5000 K	1518 lm	<b>C</b>

optic

15°	<b>15</b>
30°	<b>30</b>
60°	<b>60</b>
Wall W.	<b>25</b>

Cicada\_LV | Wall light | 180-300 V | powerLEDs 24 W 630 mA



type

White	CRI 80	<b>97305</b>
Black	CRI 80	<b>97306</b>
Grey	CRI 80	<b>97307</b>

colour

3000 K	2496 lm	<b>W</b>
4000 K	2664 lm	<b>N</b>
5000 K	3036 lm	<b>C</b>

optic

15°	<b>15</b>
30°	<b>30</b>
60°	<b>60</b>
Wall W.	<b>25</b>

## Cicada\_HV | Wall light | topLED 6 W 190-240 V AC



## type

White	CRI 80	<b>97296</b>
Black	CRI 80	<b>97297</b>
Grey	CRI 80	<b>97298</b>

## colour

3000 K	600 lm	<b>W</b>
4000 K	630 lm	<b>N</b>
5000 K	660 lm	<b>C</b>

## optic

Diff. **00**

## Cicada\_HV | Wall light | topLED 12 W 190-240 V AC



## type

White	CRI 80	<b>97299</b>
Black	CRI 80	<b>97300</b>
Grey	CRI 80	<b>97301</b>

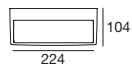
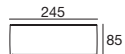

## colour

3000 K	1200 lm	<b>W</b>
4000 K	1260 lm	<b>N</b>
5000 K	1320 lm	<b>C</b>

## optic

Diff. **00**

## Cicada\_HV | Wall light | topLED 12 W 190-240 V AC



## type

White	CRI 80	<b>97308</b>
Black	CRI 80	<b>97309</b>
Grey	CRI 80	<b>97310</b>

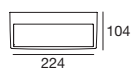
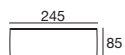
## colour

3000 K	1200 lm	<b>W</b>
4000 K	1260 lm	<b>N</b>
5000 K	1320 lm	<b>C</b>

## optic

Diff. **00**

## Cicada\_HV | Wall light | topLED 24 W 190-240 V AC



## type

White	CRI 80	<b>97311</b>
Black	CRI 80	<b>97312</b>
Grey	CRI 80	<b>97313</b>

## colour

3000 K	2400 lm	<b>W</b>
4000 K	2520 lm	<b>N</b>
5000 K	2640 lm	<b>C</b>

## optic

Diff. **00**



