



**EN**

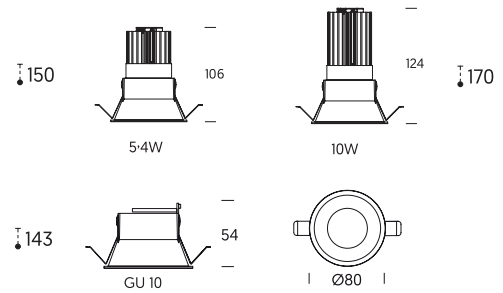
Fixed recessed spotlight made of polycarbonate, designed for high performance LED with different diffuser options. Remote LED driver included and optional dimmable IGBT/ TRIAC, 1-10V or PUSH version available.



# KONO 1

## RECESSEDS

### IP54 EXT



#### KONO 1

<b>LED</b>	230V	≈ 6W > 600lm	<b>KN01 A 06 . . 4 . .</b>
		≈ 10W > 1000lm	<b>KN01 A 10 . . 4 . .</b>
PAR 16 LED	230V GU10 LED Max. 10W		<b>KN01 E 10 X X X X X . .</b>

McAdam C3 · >50.000 h. L90 / CRI >80

#### LED CONTROL

<b>N</b>	No Dimmable	KN01 A . . <b>N</b> . . . .
<b>C</b>	Dimmable IGBT / Triac	KN01 A . . <b>C</b> . . . .
<b>F</b>	Dimmable 1-10V / Push	KN01 A . . <b>F</b> . . . .
<b>D</b>	Dimmable Dali	KN01 A . . <b>D</b> . . . .

#### LED COLOUR TEMPERATURE

<b>3</b>	3000° K	KN01 A . . . <b>3</b> . . . .
<b>4</b>	4000° K	KN01 A . . . <b>4</b> . . . .

#### LED BEAM ANGLE

<b>4</b>	Medium	KN01 A . . . . <b>4</b> . .
----------	--------	-----------------------------

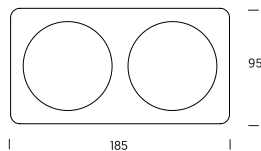
#### LED COMPLEMENTS

<b>B</b>	Clear Difusser	KN01 A . . . . . <b>B</b> . .
<b>A</b>	Ice Difusser	KN01 A . . . . . <b>A</b> . .
<b>O</b>	Opal Difusser	KN01 A . . . . . <b>O</b> . .

#### COLOURS

<b>WS</b>	Satin White	KN01 . . . . . <b>WS</b>
<b>BS</b>	Satin Black	KN01 . . . . . <b>BS</b>
<b>WG</b>	Satin White + Gold	KN01 . . . . . <b>WG</b>
<b>BG</b>	Satin Black + Gold	KN01 . . . . . <b>BG</b>
<b>BW*</b>	Satin Black + Satin White	KN01 . . . . . <b>BW*</b>
<b>WA*</b>	Satin White + Blue	KN01 . . . . . <b>WA*</b>
<b>BR*</b>	Satin White + Orange	KN01 . . . . . <b>BR*</b>

\*Optional, please consult



175x85

Special accessory Kono 1-2	<b>KN12 X XX X X X X . .</b>
----------------------------	------------------------------


#### COLOURS

<b>WS</b>	Satin White	<b>KN12 X XX X X X X WS</b>
<b>BS</b>	Satin Black	<b>KN12 X XX X X X X BS</b>

---

**EN**

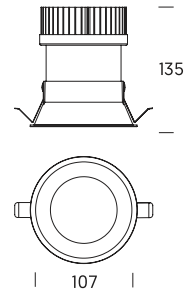
Luminaria empotrable fija fabricada policarbonato diseñada para LED de alto rendimiento con reflector disponible en 3 ángulos de emisión diferentes con distintas opciones de difusor. Convertidor LED incluido, opcional con regulación 110V, PUSH o DALI.



# KONO 2

## RECESSEDS

### IP54 EXT



850°

170 Ø100

### KONO 2



≈ 8W	> 1200lm	<b>KN02 A 10</b>	• • • • •
≈ 18W	> 2400lm	<b>KN02 A 20</b>	• • • • •
≈ 24W	> 3200lm	<b>KN02 A 30</b>	• • • • •

McAdam C3 · >44.000 h. L90 · >69.000 h. L80 · >79.000 h. L70 / CRI >85

### LED CONTROL

	<b>N</b>	No Dimmable	KN02 A	••	<b>N</b>	• • • • •
	<b>F</b>	Dimmable 1-10V / Push	KN02 A	••	<b>F</b>	• • • • •
	<b>D</b>	Dimmable Dali	KN02 A	••	<b>D</b>	• • • • •

### LED COLOUR TEMPERATURE

	<b>3</b>	3000° K	RNG2 A	••	<b>3</b>	• • • • •
	<b>4</b>	4000° K	RNG2 A	••	<b>4</b>	• • • • •

### LED BEAM ANGLE

	<b>2</b>	Spot	KN02 A	••	<b>2</b>	• • • • •
	<b>3</b>	Medium	KN02 A	••	<b>3</b>	• • • • •
	<b>6</b>	Flood	KN02 A	••	<b>6</b>	• • • • •

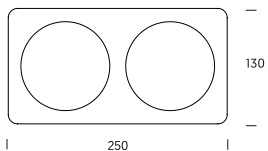
### LED COMPLEMENTS

	<b>B</b>	Clear Difusser	KN02 A	••	<b>B</b>	• • • • •
	<b>A</b>	Ice Difusser	KN02 A	••	<b>A</b>	• • • • •
	<b>C</b>	Prismatic Difusser	KN02 A	••	<b>C</b>	• • • • •

### COLOURS

	<b>WS</b>	Satin White	KN02 A	••	<b>WS</b>	• • • • •
	<b>BS</b>	Satin Black	KN02 A	••	<b>BS</b>	• • • • •
	<b>GD</b>	Gold	KN02 A	••	<b>GD</b>	• • • • •
	<b>WG</b>	Satin White + Gold	KN02 A	••	<b>WG</b>	• • • • •
	<b>BG</b>	Satin Black + Gold	KN02 A	••	<b>BG</b>	• • • • •
	<b>BW*</b>	Satin Black + Satin White	KN02 A	••	<b>BW*</b>	• • • • •
	<b>WA*</b>	Satin White + Blue	KN02 A	••	<b>WA*</b>	• • • • •
	<b>BR*</b>	Satin White + Orange	KN02 A	••	<b>BR*</b>	• • • • •

\*Optional, please consult



230x125

Special accessory Kono 2-2

KN22 **X XX X X X X X** ••

### COLOURS

	<b>WS</b>	Satin White	KN22	<b>X XX X X X X X</b>	<b>WS</b>
	<b>BS</b>	Satin Black	KN22	<b>X XX X X X X X</b>	<b>BS</b>



# KONO PLUS

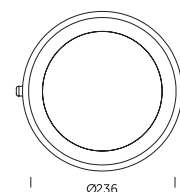
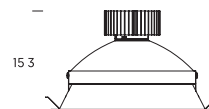
## RECESSEDS

### IP54 EXT



#### EN

Fixed recessed spotlight made of steel, designed for high performance LED with different diffuser options. Remote LED driver included and optional dimmable 1-10V, PUSH or DALI version available.



850°

150



Ø230

#### KONO PLUS



230V

≈ 8W	> 1200lm	<b>KNOP A 10</b>	• • 9 • ..
≈ 18W	> 2400lm	<b>KNOP A 20</b>	• • 9 • ..
≈ 24W	> 3200lm	<b>KNOP A 30</b>	• • 9 • ..

#### LED CONTROL



**N** No Dimmable

KNOP A .. **N** • • • ..



**F** Dimmable 1-10V / Push

KNOP A .. **F** • • • ..



**D** Dimmable Dali

KNOP A .. **D** • • • ..

#### LED COLOUR TEMPERATURE



**3** 3000° K

KNOP A .. • **3** • • ..



**4** 4000° K

KNOP A .. • **4** • • ..

#### LED BEAM ANGLE



**9** Expansive

KNOP A .. • • **9** • ..

#### LED COMPLEMENTS



**A** Ice Difusser

KNOP A .. • • • **A** ..



**C** Prismatic Difusser

KNOP A .. • • • **C** ..

#### COLOURS



**WS** Satin White

KNOP A .. • • • • **WS**



**BS** Satin Black

KNOP A .. • • • • **BS**

McAdam C3 · >44.000 h. L90 · >69.000 h. L80 · >79.000 h. L70 / CRI >85