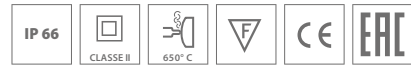



KHA SLIM

design by SILVIA PAOLA PENNACCHIO



- AN-96 / Anthracite gray / Textured
- BK-81 / Black / Textured
- INOX / Stainless steel / Matt




Range of bollards, comprising:


- Housing and cap made of AISI 316 electropolished stainless steel or powder coated aluminium, depending on versions
- Clear UV-stabilised and impact-resistant technopolymer cover
- Extra pure polished aluminium reflectors
- Anti-ageing silicone gasket
- Electrical connection with quick disconnect connector in PA66 without halogens and phosphorus with silver-plated copper contacts, for cables Ø 9 - Ø 14 mm
- For KHA SLIM 31 and 35 the electrical connection is done inside a polyamide connection box with Anti tear M16x1.5 cable gland for Ø 5 - Ø 10 mm cables
- LED versions are manufactured with high performance LED arrays
- Inner aluminum extruded LED heat sink
- Stainless steel external screws
- Technopolymer electrical gear support
- Fixing rods are available as accessories for installation on cement
- Die-cast aluminium floor mount base polyester, powder coated after chemical conversion treatment of the surface
- KHA SLIM 220 floor installation can be done through a galvanised steel plinth to be directly buried in concrete or with a stainless steel base to be fastened to the floor with anchor bolts (included)



KHA SLIM 31 C/EW


IK09 10J xx7

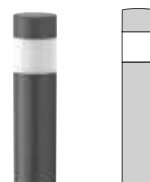
LAMPHOLDER	WATTAGE	CLASS		CRI	KELVIN	COS Φ $\geq 0,9$	OPTIC	OPTIC BEAM	LIGHTSOURCE LUMEN OUTPUT	LUMINAIRE LUMEN OUTPUT	L	B	LIFETIME	COLOUR/ RAL	PART NUMBER
Discharge - electronic ballast 220-240 V 50/60 Hz															
PGJ5	1x20 W	II	-	-	-	-	-	C/EW	-	-	-	-	-	●	05192596
PGJ5	1x20 W	II	-	-	-	-	-	C/EW	-	-	-	-	-	●	05192681
PGJ5	1x20 W	II	-	-	-	-	-	C/EW	-	-	-	-	-	●	05192704



KHA SLIM 35 C/EW


IK09 10J xx7


LAMPHOLDER	WATTAGE	CLASS		CRI	KELVIN	COS Φ $\geq 0,9$	OPTIC	OPTIC BEAM	LIGHTSOURCE LUMEN OUTPUT	LUMINAIRE LUMEN OUTPUT	L	B	LIFETIME	COLOUR/ RAL	PART NUMBER
Fluorescent - electronic ballast 220-240 V 50/60 Hz															
G24q-1	1x10 W	II	-	-	-	-	-	C/EW	-	-	-	-	-	●	05191996
G24q-1	1x10 W	II	-	-	-	-	-	C/EW	-	-	-	-	-	●	05192081
G24q-1	1x10 W	II	-	-	-	-	-	C/EW	-	-	-	-	-	●	05192104



KHA SLIM 93 LED C/EW


IK09 10J xx7

LAMPHOLDER	WATTAGE	CLASS		CRI	KELVIN	COS Φ $\geq 0,9$	OPTIC	OPTIC BEAM	LIGHTSOURCE LUMEN OUTPUT	LUMINAIRE LUMEN OUTPUT	L	B	LIFETIME	COLOUR/ RAL	PART NUMBER
Power LED 220-240 V 50/60 Hz															
LED	13 W	II	-	-	70 5000	-	-	C/EW	1899 lm	592 lm	80	10	50000 h	●	06084096
LED	13 W	II	-	-	80 4000	-	-	C/EW	1733 lm	546 lm	80	10	50000 h	●	06083796
LED	13 W	II	-	-	80 3000	-	-	C/EW	1677 lm	483 lm	80	10	50000 h	●	06083496
LED	13 W	II	-	-	70 5000	-	-	C/EW	1899 lm	592 lm	80	10	50000 h	●	06083981
LED	13 W	II	-	-	80 4000	-	-	C/EW	1733 lm	546 lm	80	10	50000 h	●	06083681
LED	13 W	II	-	-	80 3000	-	-	C/EW	1677 lm	483 lm	80	10	50000 h	●	06083381
LED	13 W	II	-	-	70 5000	-	-	C/EW	1899 lm	592 lm	80	10	50000 h	●	06084104
LED	13 W	II	-	-	80 4000	-	-	C/EW	1733 lm	546 lm	80	10	50000 h	●	06083804
LED	13 W	II	-	-	80 3000	-	-	C/EW	1677 lm	483 lm	80	10	50000 h	●	06083504




KHA SLIM 93 C/EW

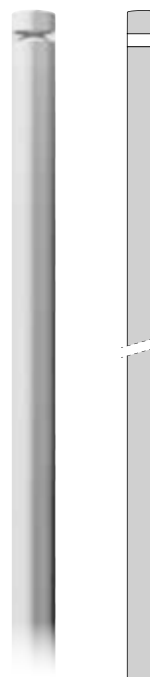
IK09 10J xx7

LAMPHOLDER	WATTAGE	CLASS		CRI	KELVIN	COS Φ $\geq 0,9$	OPTIC	OPTIC BEAM	LIGHTSOURCE LUMEN OUTPUT	LUMINAIRE LUMEN OUTPUT	L	B	LIFETIME	COLOUR/ RAL	PART NUMBER
Discharge - electronic ballast 220-240 V 50/60 Hz															
PGJ5	1x20 W	II	-	-	-	-	-	C/EW	-	-	-	-	-	●	05192896
PGJ5	1x20 W	II	-	-	-	-	-	C/EW	-	-	-	-	-	●	05192981
PGJ5	1x20 W	II	-	-	-	-	-	C/EW	-	-	-	-	-	●	05193004

KHA SLIM 220 LED C/EW


IK09 10J xx7


LAMPHOLDER	WATTAGE	CLASS		CRI	KELVIN	COS Φ $\geq 0,9$	OPTIC	OPTIC BEAM	LIGHTSOURCE LUMEN OUTPUT	LUMINAIRE LUMEN OUTPUT	L	B	LIFETIME	COLOUR/ RAL	PART NUMBER
Power LED dimmable 1-10 V 220-240 V 50/60 Hz															
LED	13 W	II	-	-	70 5000	-	-	C/EW	1899 lm	592 lm	80	10	50000 h	●	06081696
LED	13 W	II	-	-	80 4000	-	-	C/EW	1733 lm	546 lm	80	10	50000 h	●	06081396
LED	13 W	II	-	-	80 3000	-	-	C/EW	1677 lm	483 lm	80	10	50000 h	●	06081096
LED	13 W	II	-	-	70 5000	-	-	C/EW	1899 lm	592 lm	80	10	50000 h	●	06081581
LED	13 W	II	-	-	80 4000	-	-	C/EW	1733 lm	546 lm	80	10	50000 h	●	06081281
LED	13 W	II	-	-	80 3000	-	-	C/EW	1677 lm	483 lm	80	10	50000 h	●	06080981
LED	13 W	II	-	-	70 5000	-	-	C/EW	1899 lm	592 lm	80	10	50000 h	●	06081704
LED	13 W	II	-	-	80 4000	-	-	C/EW	1733 lm	546 lm	80	10	50000 h	●	06081404
LED	13 W	II	-	-	80 3000	-	-	C/EW	1677 lm	483 lm	80	10	50000 h	●	06081104



KHA SLIM 220 C/EW

IK09 10J xx7

LAMPHOLDER	WATTAGE	CLASS		CRI	KELVIN	COS Φ $\geq 0,9$	OPTIC	OPTIC BEAM	LIGHTSOURCE LUMEN OUTPUT	LUMINAIRE LUMEN OUTPUT	L	B	LIFETIME	COLOUR/ RAL	PART NUMBER
Discharge - electronic ballast 220-240 V 50/60 Hz															
PGJ5	1x20 W	II	-	-	-	-	-	C/EW	-	-	-	-	-	●	05193196
PGJ5	1x20 W	II	-	-	-	-	-	C/EW	-	-	-	-	-	●	05193281
PGJ5	1x20 W	II	-	-	-	-	-	C/EW	-	-	-	-	-	●	05193304

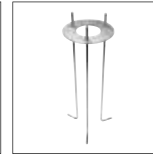


OPTIONAL ACCESSORIES


DESCRIPTION	COLOR	PART NUMBER
KHA SLIM "Soft" glass for mounting inside the PC lamp cover provides a more diffused light emission.		14073220
Anchor rods for in-ground concrete mounting stainless steel plate with galvanised steel rods (KHA SLIM H max 93 cm/36.61" only).		14071320
Hot dipped galvanised fixing base for recessing into concrete (suitable only for models 220/250 cm height).		14071220
AISI 316 stainless steel floor installation base (suitable only for models 220/250 cm height).	●	14071120
M16x1.5 anti-tearing cable gland for through-wiring.		14066020



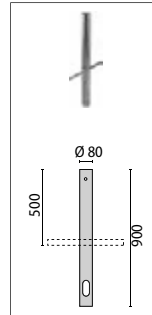
14073220



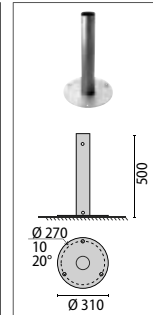
14071320



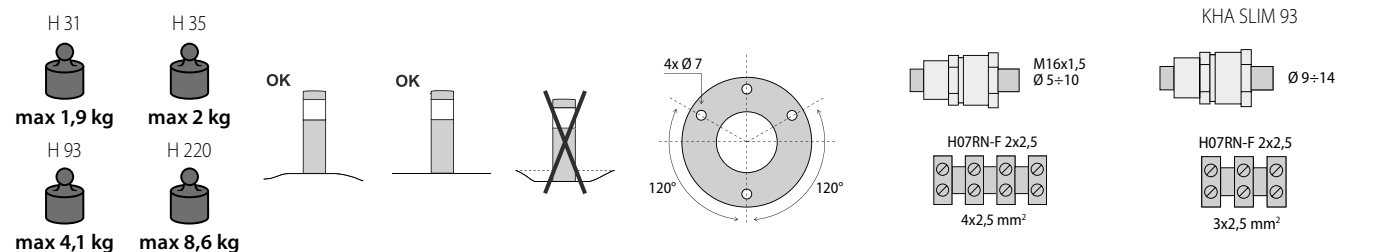
14066020



14071220



14071120




KHA SLIM 250

design by SILVIA PAOLA PENNACCHIO



- AN-96 / Anthracite gray / Textured
- BK-81 / Black / Textured
- INOX / Stainless steel / Matt



Range of bollards, comprising:

- Housing and cap made of AISI 316 electropolished stainless steel or powder coated aluminium, depending on versions
- Opal UV stabilized polycarbonate diffuser
- Anti-ageing silicone gasket
- Electrical connection with quick disconnect connector in PA66 without halogens and phosphorus with silver-plated copper contacts, for cables Ø 9 - Ø 14 mm
- Inner aluminum extruded LED heat sink
- Stainless steel external screws
- Technopolymer electrical gear support
- Floor mounted with a galvanised steel foundation plinth to be directly buried into concrete or a stainless steel base to be floor mounted with plugs (included), both available as accessories



KHA SLIM 250 LED C/EW

IK09 10J xx7

LAMPHOLDER	WATTAGE	CLASS	CRI	KELVIN	COS θ $\geq 0,9$	OPTIC	OPTIC BEAM	LIGHTSOURCE LUMEN OUTPUT	LUMINAIRE LUMEN OUTPUT	L	B	LIFETIME	COLOUR/ RAL	PART NUMBER
Power LED dimmable 1-10 V 220/240 V 50/60 Hz														
LED	59 W	II	80	4000	•	C/EW	-	6000 lm	3986 lm	80	10	50000 h	●	06083096
LED	59 W	II	80	3000	•	C/EW	-	5800 lm	3863 lm	80	10	50000 h	●	06082796
LED	59 W	II	80	4000	•	C/EW	-	6000 lm	3986 lm	80	10	50000 h	●	06082981
LED	59 W	II	80	3000	•	C/EW	-	5800 lm	3863 lm	80	10	50000 h	●	06082681
LED	59 W	II	80	4000	•	C/EW	-	6000 lm	3986 lm	80	10	50000 h	●	06083104
LED	59 W	II	80	3000	•	C/EW	-	5800 lm	3863 lm	80	10	50000 h	●	06082804

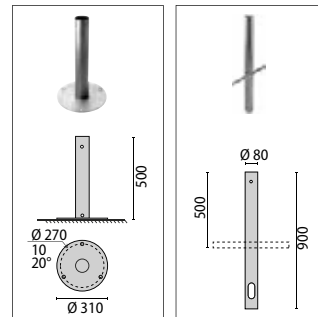
KHA SLIM 250 C/EW

IK09 10J xx7

LAMPHOLDER	WATTAGE	CLASS	CRI	KELVIN	COS θ $\geq 0,9$	OPTIC	OPTIC BEAM	LIGHTSOURCE LUMEN OUTPUT	LUMINAIRE LUMEN OUTPUT	L	B	LIFETIME	COLOUR/ RAL	PART NUMBER
Fluorescent - electronic ballast 220/240 V 50/60 Hz														
2G11	1x55/80 W	II	-	-	•	C/EW	-	-	-	-	-	-	●	05194096
2G11	1x55/80 W	II	-	-	•	C/EW	-	-	-	-	-	-	●	05194181
2G11	1x55/80 W	II	-	-	•	C/EW	-	-	-	-	-	-	●	05194204

OPTIONAL ACCESSORIES

DESCRIPTION	COLOR	PART NUMBER
KHA SLIM 250		
Hot dipped galvanised fixing base for recessing into concrete (suitable only for models 220/250 cm height).		14071220
AISI 316 stainless steel floor installation base (suitable only for models 220/250 cm height).	●	14071120



14071120

14071220

max 9,4 kg

