


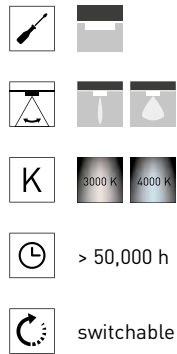
B.LEE LED

SURFACE-MOUNTED  
DIRECTIONAL SPOTS



## PURE FUNCTIONALITY

- Whether discreet or prevalent: Optimised heat dissipation defines the design and optional decorative rings make the B.LEE a special eye-catcher.
- Various light colours, beam characteristics and luminous flux packages are available.
- The B.LEE MINI is ideal wherever less light emission is needed and less space is available.
- Further versions on request.



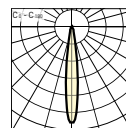
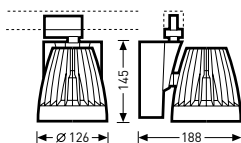
Black with chrome decorative ring



White with white decorative ring



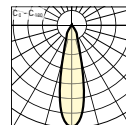
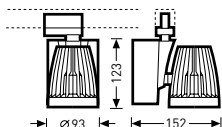
## LED surface-mounted directional spot for tracks



⊕ CE IP20

Reference	TOC	...ET		EEC	W	≈kg
Spot						
<b>B.Lee 3P SRS-SP LED 4000-830 A39 01</b>	63 861...	...40	3630 lm	A++/A+/A	35	1.7
<b>B.Lee 3P SRS-SP LED 4000-840 A41 01</b>	63 863...	...40	3825 lm	A++/A+/A	35	1.7
Medium-Flood						
<b>B.Lee 3P SRS-MF LED 3000-830 A35 01</b>	63 859...	...40	2945 lm	A++/A+/A	28	1.7
<b>B.Lee 3P SRS-MF LED 3000-840 A37 01</b>	63 860...	...40	3115 lm	A++/A+/A	28	1.7
<b>B.Lee 3P SRS-MF LED 4000-830 A39 01</b>	63 862...	...40	3630 lm	A++/A+/A	35	1.7
<b>B.Lee 3P SRS-MF LED 4000-840 A41 01</b>	63 864...	...40	3825 lm	A++/A+/A	35	1.7

## LED surface-mounted directional spot for tracks with compact construction size



⊕ CE IP20

Reference	TOC	...ET		EEC	W	≈kg
Medium-Flood						
<b>B.LeeMini 3P SRS-MF LED 3000-830 A31 01</b>	63 865...	...40	2550 lm	A++/A+/A	31	1.2
<b>B.LeeMini 3P SRS-MF LED 3000-840 A04 01</b>	63 866...	...40	2705 lm	A++/A+/A	31	1.2